

## LDW-2G

Project Name:

Type:



CASAMBI

## APPLICATION

LED premium grade enclosed and gasket fixture. For use in both indoor and outdoor applications where dust and moisture resistance and other non-hazardous contaminants. It is often used in refrigerated areas, kitchens, parking garages, car washes, schools, government facilities, public areas and industrial spaces with low to medium mounting heights.

## FEATURES:

- Vaportite fixture feature in rugged and durable construction. One piece polycarbonate housing with powder coated steel gear tray, hinge at both side with tool less latch for easy of accessibility and maintenance.
- Captive, Stainless steel snap-action latch cam secures lens to housing.
- Impact resistant translucent rounded acrylic linear diffuser.
- Fixtures wiring knockouts are provided on back and each end of housing.

## MOUNTING:

- Chain and surface mounting.
- Mounting bracket provided.

## LED:

- Color Temperature: 3500/4000/5000 (K).
- Service life: Greater than 100,000 hours( $L_{70}$ ) minimizing maintenance frequency.
- Poke in wire connectors.
- Reported L70 (hours): >54,000

## ELECTRICAL:

- High power factor electronic driver, operate from a 120~277 Vac input range, 50/60 Hz.
- Power Factor: +0.9
- Efficiency: +85%
- Ambient Operating Temperature: -49°F(-45°C) ~ 113°F(45°C).
- Constant Current, Class 2
- <ELCU-200>
- Guarantees emergency lighting remains ON or is turned on when power to the control device is lost.
- Interfaces with fire alarm panel or security system.
- "Watchdog" feature allows emergency loads to be controlled in tandem with normal power loads.
- UL listed for use in emergency circuits.

## LISTING:

- UL listed.
- DLC listed. <sup>1</sup>
- IP65 rated.
- Suitable for damp location / wet location listed.
- Assembled in USA (optional)
- 5 years limited warranty.

## CONFIGURATIONS

	Size	LED Watts	Lumen Output	Color Temp.	Lumen Efficiency	CRI
LDW-2G	4FT	45W	5850lm	3500K	130 lm/W	> 80
		38W	5092lm		134 lm/W	
		34W	4658lm		137 lm/W	
		45W	5895lm	4000K	131 lm/W	
		38W	5130lm		135 lm/W	
		34W	4692lm		138 lm/W	
		45W	5940lm	5000K	132 lm/W	
		38W	5168lm		136 lm/W	
		34W	4726lm		139 lm/W	
	8FT	90W	11700lm	3500K	130 lm/W	
		75W	10050lm		134 lm/W	
		65W	8905lm		137 lm/W	
		90W	11790lm	4000K	131 lm/W	
		75W	10125lm		135 lm/W	
		65W	8970lm		138 lm/W	
		90W	11880lm	5000K	132 lm/W	
		75W	10200lm		136 lm/W	
		65W	9035lm		139 lm/W	

## LDW-2G

## ORDERING INFORMATION

EXAMPLE: LDW-2G-4-L45/38/34-35/40/50K-UNV

MODEL	SIZE		LED		COLOR TEMP.		VOLTAGE		DIMMING	
LDW-2G	4	4ft	L45/38/34	34W /38W /45W LED	-35/40/50K	Selectable 35/40/50K	UNV 120 277	120-277V 120V 277V	(Blank)	0-10V dim 10%
	8	8ft	L90/75/65	65W /75W /90W LED						

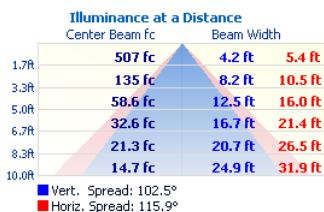
LATCH		PRESET		OPTIONS	
(Blank)	Stainless Steel Latch (Std.)	(Blank)	Non-Preset Preset Request  * Factory default setting: 4-L45-40K 8-75-40K	<b>EMG8</b> 1296 LUMEN EM Battery Backup (CEC Compliant EM) <sup>2</sup> <b>EMG15</b> 2430 LUMEN EM Battery Backup (CEC Compliant EM) <sup>2</sup> <b>EMG20</b> 3240 LUMEN EM Battery Backup (CEC Compliant EM) <sup>2</sup> <b>EMG25</b> 4050 LUMEN EM Battery Backup (CEC Compliant EM) <sup>2</sup> <b>CWEM6</b> 972 Lumen EM Battery Backup for Cold Weather -4°F (-20°C) ~ 131°F (55°C) <b>ELCU-200</b> Fail-to-on Emergency lighting, UL924 <sup>3</sup> <b>WMS</b> Wet Location Occupancy Sensor <b>HC403</b> Microwave bi-level Occupancy Sensor, adjustable via DIP switch <sup>4</sup> <b>LOD509SP-EJ-50F</b> Smart Dimming Occupancy Sensor, Fail on <b>LRD-509S-P-X</b> IR-Tec Line Voltage 0-10V / Bi-Level Dimming Sensor, Occupancy & Daylight combined <b>SRP-280</b> Remote programmer for LRD-509S-P-X <b>AMB</b> Anti-Microbial Coating (Matte Skye White) <b>ARRA</b> Assembled in USA for Buy American Act	

LIGHTING CONTROL SYSTEM	
PPA102S	<Bluetooth> Bluetooth Powerpack (Consult factory for installation location)
CASAMBI	Contact factory for CASAMBI READY options

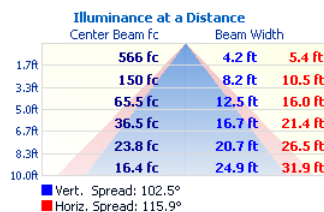
## NOTES:

- DesignLights Consortium® (DLC) qualified product. Not all versions of this product may be DLC qualified. Please check the DLC Qualified Products List at [www.designlights.org/QPL](http://www.designlights.org/QPL) to confirm which versions are qualified.
- Contact factory for other emergency ballast options.
- Shipped separately.
- See Table2 to find factory setting.

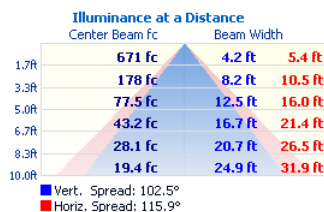
## LDW-2G-4-34L



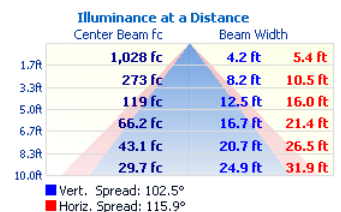
## LDW-2G-4-38L



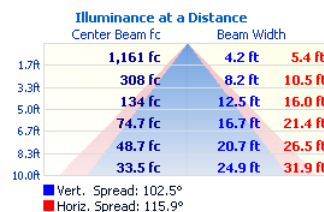
## LDW-2G-4-45L



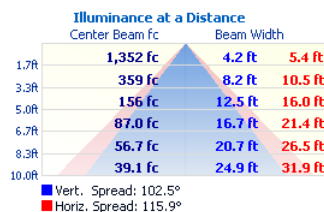
## LDW-2G-8-65L



## LDW-2G-8-75L



## LDW-2G-8-90L



# LDW-2G

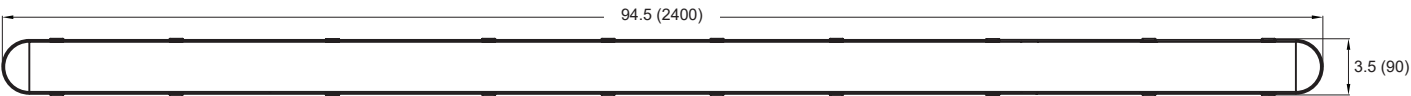
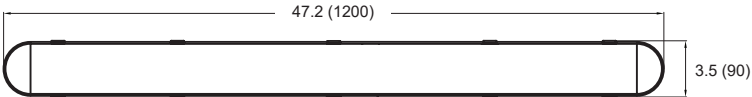
HC403 FACTORY SETTING (TABLE 2)

Detection Area	100%
Hold-time	5 sec
Daylight sensor	Disable
Stand-by period (tri-level control)	10 sec
Stand-by dimming level	10%

\* See a separate attachment to find more setting options.



Ribbed Frosted Lens as standard

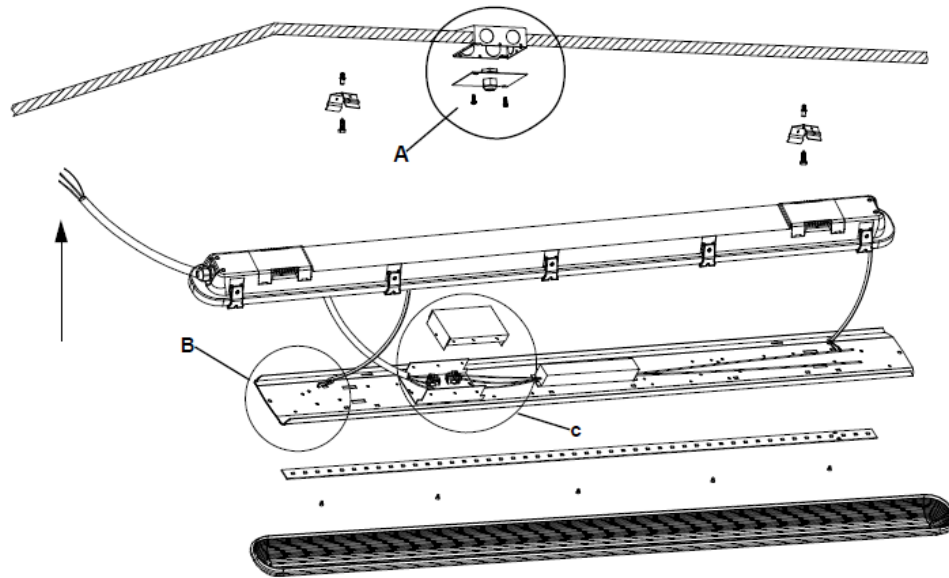


Specifications: LDW-2G (4ft / 8ft)

Length: 47.2/94.5 (1200/2400)  
Width: 3.5 (90)  
Depth: 3.1 (80)  
Weight: 4.4/7.7 lbs (2/3.5 kg)

All dimensions are in inches (millimeters).

# LDW-2G



Surface Ceiling Mount

