

ULW4-2G

Project Name:

Type:



CASAMBI

APPLICATION

Wall or ceiling light. Acrylic diffuser with metal end caps. Ideal for use in public areas, corridors, locker rooms, laundry, bathrooms, stairwells and work areas.

FEATURES:

- White finish as standard. (other finish available)
- Acrylic ribbed white lens.
- Screw-in ends.
- Rocker switch flat knockout comes as standard.
- Paint after fabrication.
- 15% uplight.

MOUNTING:

- Wall or ceiling mounted.

LED:

- High quality long-life LEDs.
- LM80
- Color Temperature: 2700/3000/3500/4000/5000 (K)
- Color Rendering Index: > 82.8
- Calculated L70: 122,000 hours
- Reported L70: +60,000 hours

ELECTRICAL:

- High power factor electronic driver, operate from a 120 ~ 277 Vac input range, 50 / 60 Hz.
- Features included over voltage protection, surge, short circuit protection and over load protection.
- Power Factor: typical > 0.95, THD <20, meets Class1 or Class 2 circuit.
- Generic : 0-10V 10% dim. (GR)
- 0-10VDC dimming 1%~100%.
- Operating temperature: -4°F (-20°C) ~ 122°F (50°C).
- <ELCU-200>
- Guarantees emergency lighting remains ON or is turned on when power to the control device is lost.
- Interfaces with fire alarm panel or security system.
- "Watchdog" feature allows emergency loads to be controlled in tandem with normal power loads.
- UL listed for use in emergency circuits.

LISTING:

- UL listed.
- Listed to UL 1598 and UL 8750.
- Suitable for damp locations.
- ADA compliant (less than 4" off wall).
- ARRA compliant.
- BAA compliant (optional).
- Trade Agreements Act compliant (optional).
- 5 years limited warranty.
- 7 or 10 years limited warranty. (optional) ¹
- Bluetooth Mesh System available, please contact factory for more information.



UMS
(Ultrasonic Occupancy Sensors)


CONFIGURATIONS

Series	Size	LED	Input Wattage	Lumen Output (4000K)	Lumen Efficiency
ULW4-2G	2FT	18LED	21.7W	2636.5 lm	121.5 lm/W
		27LED	30.7W	3730 lm	
		36LED	39.7W	4823.5 lm	
		54LED	57.7W	7010.5 lm	
	4FT	36LED	39.7W	4823.5 lm	
		54LED	57.7W	7010.5 lm	
		72LED	75.7W	9197.5 lm	

Multiplier		
3000K	3500K	5000K
0.9502	0.9837	1.0173


ORDERING INFORMATION

EXAMPLE: ULW4-2G-2-27LED-40K-UNV

MODEL	LENGTH		LED		COLOR TEMP.		EFFICACY		CRI	
ULW4-2G	2	2' Length	18LED	18W LED	-27K	2700K ²	(Blank) HE	Standard High Efficacy 	(Blank) C9	80+ CRI 90+ CRI ³
	4	4' Length	27LED	27W LED	-30K	3000K				
			36LED	36W LED	-35K	3500K				
			54LED	54W LED	-40K	4000K (Std.)				
					-50K	5000K				
			36LED	36W LED						
			54LED	54W LED						
			72LED	72W LED						
			* Contact factory for custom wattage or lumen requirement.							

DIFFUSER		VOLTAGE		FINISH		DISTRIBUTION	
(Blank)	Acrylic Ribbed White	UNV	120-277V (Std.)	(Blank)	Semi-Glossy White (Std.)	(Blank)	Standard up and down light
		120	120V	*BK	Black (RAL#9011)	DIV	Divider installed for separate up & down light(dual circuit)
		277	277V	**CC	Custom Color		
				*AMB	Anti-Microbial Coating (Matte Skye White)		
					* Non-standard finish with extra charge.		
					** CC: additional charge & set up fee. Provide RAL# code.		

LED DRIVER		OPTIONS	
GR	Generic, 0-10V 10% dim (Std.) ⁷	SP20-RD4	Fail to On Relay
DM1	Generic 0-10V 1% dim	ARRA	Assembled in USA for Buy American Act
SD40	40% / 100% Bi-Level Step dim	BAA	BAA(Buy American Act) and BABA(Build America Buy America) compliant
SDXX	XX% / 100% Bi-Level Step dim (Specify XX : 10% ~ 70%)	TAA	Trade Agreements Act compliant
TD30/70	30% / 70% / 100% Tri-Level Step dim	EMG8	1296 LUMEN EM Battery Backup (CEC Compliant EM) ⁵
TDXX/YY	XX% / YY% / 100% Tri-Level Step dim (Specify XX, YY : 10% ~ 70%)	EMG15	2430 LUMEN EM Battery Backup (CEC Compliant EM) ⁵
ES566	eldoLED SOLOdrive Natural Dimming to dark, 0-10V, 100% ~ 0.1% dim	EMG20	3240 LUMEN EM Battery Backup (CEC Compliant EM) ⁵
EC	eldoLED ECOdrive 0-10V natural dim to 1% (Hybrid HydraDrive)	EMG25	4050 LUMEN EM Battery Backup (CEC Compliant EM) ⁵
LDE1	Hi-lume 1% EcoSystem LED driver with Soft-on, Fade-to-Black dimming technology, 100% ~ 1% dim	ELCU-200	Fail-to-on Emergency lighting, UL924 ⁴
ELV	ELV compatible (reverse-phase or trailing-edge), (120V only)	GO	Convenience Outlet (3 prong) installed
PHSR	Philips Xitanium Sensor-Ready, Dali 5%~100% dim	UMS	Low voltage On/Off with time-delay Ultrasonic Occupancy Sensor, Bi-level enabled with Step-dim driver
PHDL	Philips Xitanium DALI driver, Dim to 5%	UMS-UNV	Line voltage On/Off with time-delay Ultrasonic Occupancy Sensor, Bi-level enabled with Step-dim driver
TDM	Triac Dim. (120V only)	O7W	Optional 7 Years Limited Warranty ¹
ED560	eldoLED LightShape DALI dim to dark, 0.1% ~ 100%	O10W	Optional 10 Years Limited Warranty ¹
LTEA2W	Hi-lume 1% 2-wire LED driver (120V forward phase only)	AMB	Anti-Microbial Coating (Matte Skye White)
BLT	Bluetooth Mesh System (contact factory for more information)	PS1	Pull-switch (all lamps) O/F ⁹
		PS4	Pull-switch up/down lamps O/F ⁹ , 4-Position (down, up, all on and all off)
		HC403	Hytronik Daylight Harvesting Occupancy Sensor, adjustable via DIP switch ⁸
		HRC-05	Remote control for HC403 sensor
		TR	Tamper proof screws

LIGHTING CONTROL SYSTEM	
LUTRON VIVE	<Lutron VIVE System Enabled>  Click Here!
SNS200C RS-ES	<EasySense> EasySense Ceiling-mount occupancy sensing, daylight harvesting and task tuning in one device (Must be ordered with PHSR driver) ⁶ IR dongle for EasySense control
PPA102S	<Bluetooth> Bluetooth Powerpack (Consult factory for installation location)
CASAMBI	Contact factory for CASAMBI READY options

NOTES:

- This limited warranty covers electrical parts only and does not apply to labor, equipment lease, or defect from improper installation or operation.
- Available with C9 only.
- Lumen per watt is around 15% less than standard CRI (80+).
- Shipped separately.
- Contact factory for other emergency ballast options.
- Please see Compatible Phone list in the separate attachment. If not listed, please order "RS-IR", and follow IR-Dongle user guide and NFC and IR app user's manual. Android users only.
- To find an approved dimmer switch, please see table 1.
- See Table 2 to find factory setting.
- 120V only.

ULW4-2G

HC403 FACTORY SETTING (TABLE 2)

Detection Area	100%
Hold-time	5 sec
Daylight sensor	Disable
Stand-by period (tri-level control)	10 sec
Stand-by dimming level	10%

* See a separate attachment to find more setting options.

COMPATIBLE DIMMER SWITCH (TABLE 1)

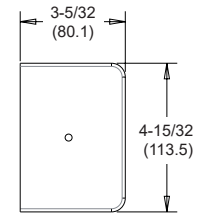
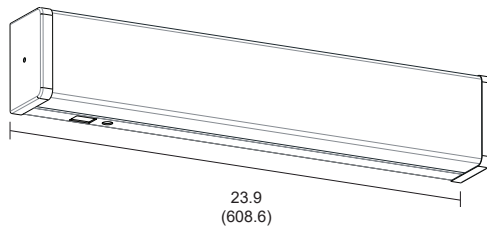
Model #	Brand	Compatible Dimmer Switch	
(Blank)	-	<Leviton>	IlumaTech IP7 series
		<Lutron>	Visit www.lutron.com/advance for a list of dimmers (Mark VII) that will work with this driver.
		<Philips>	Sunrise : SR1200ZTUNV
ES566	eldoLED SOLOdrive	<Busch-Jaeger>	2112U-101
		<Jung>	240-10
		<Leviton>	IlumaTech - IP710-DLX
		<Lightoller Controls>	ZP600FAM120
		<Merten>	5729
		<Pass & Seymour>	CD4FB-W
		<Wattstopper>	DCLV1
		<Sensor Switch>	nIO EZ
		<Synergy>	ISD BC
		<ABB>	SD/S 2.16.1
		<Lutron>	Nova T: NTFTV Diva - DVTv-xx, NFTV GRAFIK Eye: GRX-TVI w GRX3503 Energy Savr Node: QSN-4T16-S TVM2 Module
		<Crestron>	GLX-DIMFLV8, GLXP-DIMFLV8, GLPAC-DIMFLV4-*, GLPAC-DIMFLV8-*, GLPP-DIMFLVEX-PM, GLPP-1DIMFLV2EX-PM, GLPP-1DIMFLV3EX-PM, DIN-AO8, DIN-4DIMFLV4, CLS-EXP-DIMFLV, CLCI-1DIMFLV2EX
ED560	eldoLED DUALdrive	<Lunatone>	SS-LUNAT PS2 30mA, SS-LUNAT Touch or BT, SS-LUNAT Comm
LDE1	Lutron 5-Series EcoSystem	<Lutron>	PowPak Dimming Modules: RMJ-ECO32-DV-B, FCJ/FCJS-ECO ^{1,2} Energi Savr Node (120V only): QSN-1ECO-S, QSN-2ECO-S GRAFIK Eye QS/Homeworks QS control unit (120V only): QSGRJ- _E(wireless) QSGR- _E Quantum Hub (120V only): QP2- _2C/4C/6C/8C Homeworks QS/myRoom Plus power module (120V only): LQSE-2ECO-D
LTEA2W	Lutron Hi-lume 2-wire (120V forward voltage only)	<Lutron>	Visit http://www.lutron.com/TechnicalDocumentLibrary/369543_ENG.pdf for a list of compatible dimmer switches.
TDM	KEYSTONE	<Lutron>	Diva DV-600P, SkyLark S-600P, Ariadni AY-600P, Ariadni TG-603P, Maestro MA-600 (Digital), Diva CFL/LED DVCL-153P, Satin Colors DVSC-600P-SW
		<Leviton>	6641, IlumaTech IPI06-1LX, ToggleTouch TGI06-1LW (Digital)
ELV	KEYSTONE	<Lutron>	MAELV-600BL (Digital), DVELV-300P, SkyLark SELV-300P

NOTES:

- All devices connected to one FCJ/FCJS-ECO will be controlled together. Devices will dim to the same level as the result of a control command.
For more detail on adjusting low-end light level refer to Application Note#556 at www.lutron.com.
- For the Line/Hot (L/H) terminal on the driver, it is preferred not to use the switched hot (red) wire from the control but rather the hot wire directly from the power source.

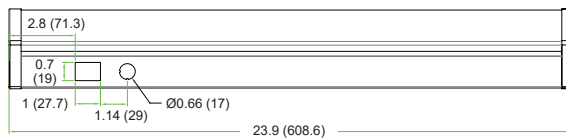
ULW4-2G

2FT

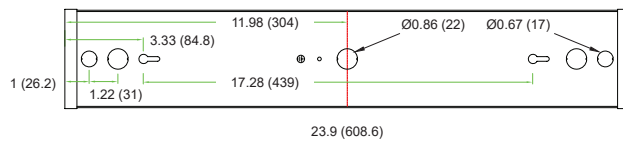


END PLATE

SIDE

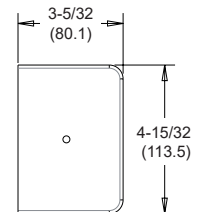
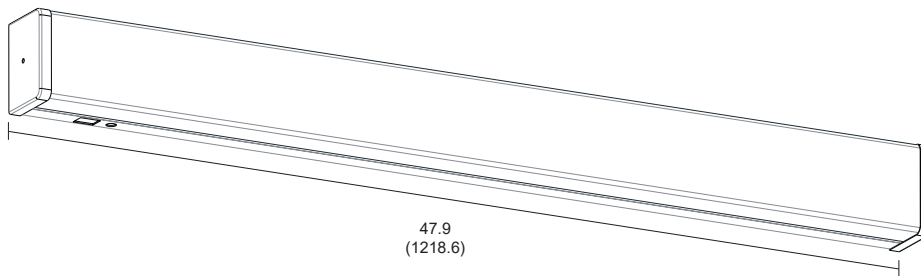


BACK SIDE



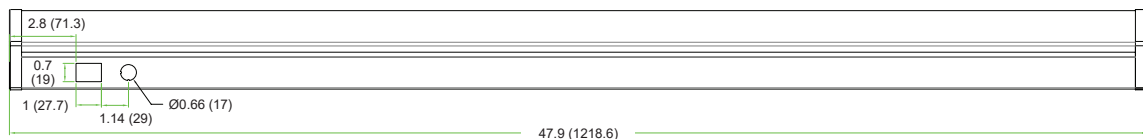
All dimensions are in inches (millimeters).

4FT

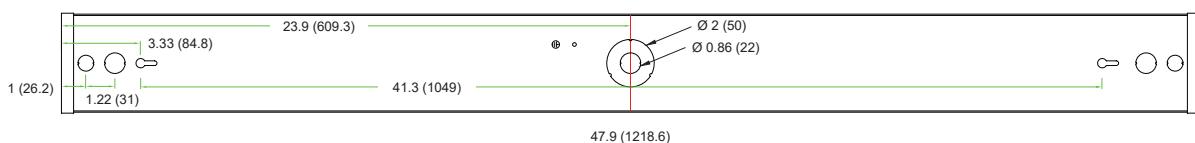


END PLATE

SIDE

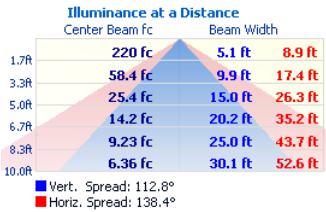


BACK SIDE

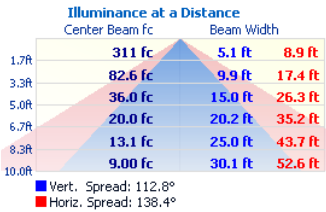


ULW4-2G

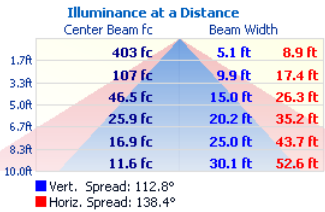
ULW4-2G-2-18LED



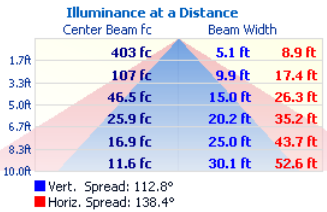
ULW4-2G-2-27LED



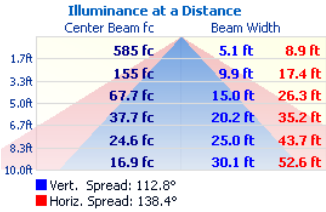
ULW4-2G-2-36LED



ULW4-2G-4-36LED



ULW4-2G-4-54LED



ULW4-2G-4-72LED

