

VR9 LED

Project Name:

Type:



CASAMBI

APPLICATION

The VR9 series is a premium grade architectural linear LED luminaire that can be wall or ceiling mounted. It is designed to provide the extra level of protection and security required in high occupancy public areas.

FEATURES:

- Heavy gauge marine grade extruded aluminum with die-cast end caps. Includes knockouts for surface conduit and tandem mounting.
- The polycarbonate lens and tamper resistant fasteners for high abuse areas. Also available with occupancy sensors.
- Paint after fabrication.

MOUNTING:

- Surface wall, ceiling and pendant mount.
- Can be continuous row mounted as needed.

LENS & REFLECTOR:

- UV stabilized polycarbonate lens available in opal, secured by four tamper resistant screws.
- Precision die formed 20 gauge full reflector that also acts as a wire cover with 92% reflectivity.

LED:

- High quality array LEDs.
- LM80
- Color Temperature: 2700/3000/3500/4000/5000 (K)
- Color Rendering Index: > 82.8
- Calculated L70: 122,000 hours
- Reported L70: +60,000 hours

ELECTRICAL:

- High power factor electronic driver, operate from a 120 ~ 277 Vac input range, 50 / 60 Hz.
- Features included over voltage protection, surge, short circuit protection and over load protection.
- Power Factor: typical > 0.95, THD <20, meets Class1 or Class 2 circuit.
- Generic : 0-10V 10% dim. (GR)
- Operating temperature: -4°F (-20°C) ~ 122°F (50°C).

<ELCU-200>

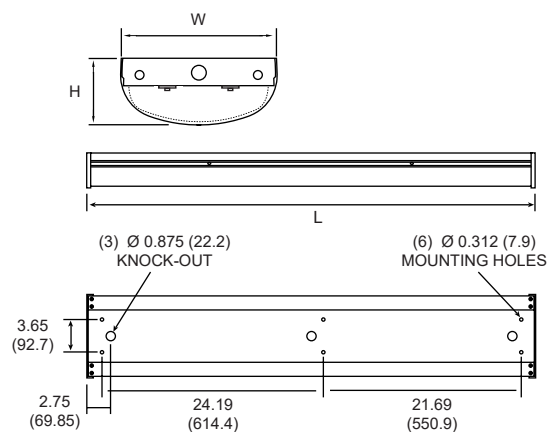
- Guarantees emergency lighting remains ON or is turned on when power to the control device is lost.
- Interfaces with fire alarm panel or security system.
- "Watchdog" feature allows emergency loads to be controlled in tandem with normal power loads.
- UL listed for use in emergency circuits.

LISTING:

- ROHS.
- UL listed.
- Listed to UL 1598 and UL 8750.
- ADA compliant. ⁸
- Suitable for damp location. (wet location optional)
- CEC Compliant EM (please contact for more information)
- ARRA/BAA compliant as an option.
- Trade Agreements Act compliant (optional).
- 7 or 10 years limited warranty. (optional) ²
- Bluetooth Mesh System available, please contact factory for more information.

CONFIGURATIONS

Size	LED Watts	System Lumen	Color Temp.	CRI	Lumen Efficiency
2FT	27LED	1494 lm +	4000K	> 82.8	110.7 lm/W
	36LED	1993 lm +			
	40LED	2214 lm +			
	54LED	2989 lm +			
	72LED	3985 lm +			
4FT	108LED	5978 lm +			
	27LED	2988 lm +	4000K	> 82.8	110.7 lm/W
	36LED	3985 lm +			
	40LED	4428 lm +			
	54LED	5977 lm +			
	72LED	7969 lm +			
	108LED	11955 lm +			



OUTPUT CURRENT

		Bi-Level		Tri-Level (Default)	
SW1	SW2	Config Range	Default	Config Range	Default
Close	Open	10% - 70%	40%	10% - 70%	30%
Open	Close	10% - 70%	40%	10% - 70%	70%
Close	Close	100%	100%	100%	100%
Open	Open	0%	0%	0%	0%

Specifications: VR9

Height : 3.97 (100.8)

Width : 9.26 (235.3)


Length : 24.56 (623.9) / 49.13 (1247.8)

All dimensions are in inches (millimeters).

VR9 LED

ORDERING INFORMATION

EXAMPLE: VR9-4-36LED-40K-UNV

MODEL	LENGTH	LED	COLOR TEMP.	EFFICACY	CRI	LENS
VR9	2' Length 4' Length	27LED 27W LED 36LED 36W LED 40LED 40W LED 54LED 54W LED 72LED 72W LED 108LED 108W LED	-27K 2700K ⁴ -30K 3000K -35K 3500K -40K 4000K (Std.) -50K 5000K	(Blank) HE Standard High Efficacy 	(Blank) C9 80+ CRI 90+ CRI ⁵	(Blank) Opal (Std.)
* Contact factory for custom wattage or lumen requirement.						

VOLTAGE	LED DRIVER	OPTIONS
UNV 120-277V (Std.) 120 120V 277 277V 347 347V	GR Generic, 0-10V 10% dim (Std.) ³ DM1 Generic 0-10V 1% dim SD40 40% / 100% Bi-Level Step dim SDXX XX% / 100% Bi-Level Step dim (Specify XX : 10% ~ 70%) TDM Triac Dim. (120V only) TD30/70 30% / 70% / 100% Tri-Level Step dim TDXX/YY XX% / YY% / 100% Tri-Level Step dim (Specify XX, YY : 10% ~ 70%) ES566 eldoLED SOLOdrive Natural Dimming to dark, 0-10V, 100% ~ 0.1% dim EC eldoLED ECOdrive 0-10V natural dim to 1% (Hybrid HydraDrive) LDE1 Hi-lume 1% EcoSystem LED driver with Soft-on, Fade-to-Black dimming technology, 100% ~ 1% dim ELV ELV compatible (reverse-phase or trailing-edge)), (120V only) PHSR Philips Xitanium Sensor-Ready, Dali 5%~100% dim PHDL Philips Xitanium DALI driver, Dim to 5% LTEA2W Hi-lume 1% 2-wire LED driver (120V forward phase only) BLT Bluetooth Mesh System (contact factory for more information)	EMG8 1296 LUMEN EM Battery Backup (CEC Compliant EM) ¹ EMG15 2430 LUMEN EM Battery Backup (CEC Compliant EM) ¹ EMG20 3240 LUMEN EM Battery Backup (CEC Compliant EM) ¹ EMG25 4050 LUMEN EM Battery Backup (CEC Compliant EM) ¹ CWEM8 8W EM Cold Weather -4°F (-20°C) ~ 131°F (55°C) CWEM18 18W EM Cold Weather -4°F (-20°C) ~ 140°F (60°C) ELCU-200 Fail-to-on Emergency lighting, UL924 ⁶ GTD Bodine Generator Transfer Device GTD10DIM Bodine Generator Transfer Device (0-10VDC Dimmer Override) WMS Motion Sensor for Wet Location Use O7W Optional 7 Years Limited Warranty ² O10W Optional 10 Years Limited Warranty ² AMB Anti-Microbial Coating (Matte Skye White) HC403 Integrated Hytronik Microwave Daylight Harvesting bi level Occupancy Sensor, adjustable via DIP switch ⁹ ARRA Assembled in USA for Buy American Act BAA BAA(Buy American Act) and BABA(Build America Buy America) compliant TAA Trade Agreements Act compliant WET Wet Location

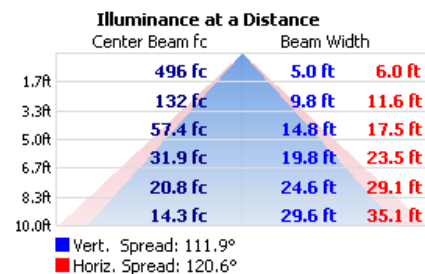
FINISH	LIGHTING CONTROL SYSTEM
(Blank) Semi-Glossy White (Std.) *BK Black (RAL #9011) **CC Custom Color *AMB Anti-Microbial Coating (Matte Skye White) * Non-standard finish with extra charge. ** CC: additional charge & set up fee. Provide RAL# code.	<Lutron Vive System Enabled> Vive Integral fixture control (RF only), (Must be ordered with EcoSystem drivers or PHSR) FCJS0 Vive Attached fixture control (RF only for 0-10V drivers), (N/A with GR driver) FCJSE Vive Attached fixture control (RF only for Lutron EcoSystem drivers) FCJS0EM UL 924 Emergency PowPak wireless fixture control for 0-10V drivers FCJSEEM UL 924 Emergency PowPak wireless fixture control for Ecosystem drivers <EasySense> SNS200C EasySense Ceiling-mount occupancy sensing, daylight harvesting and task tuning in one device (Must be ordered with PHSR driver) ⁷ RS-IR IR dongle for EasySense control LMS-109 Fixture integrated Occupancy sensor with Ambient Light Sensor <Bluetooth> PPA102S Bluetooth Powerpack (Consult factory for installation location) CASAMBI Contact factory for CASAMBI READY options

NOTES:

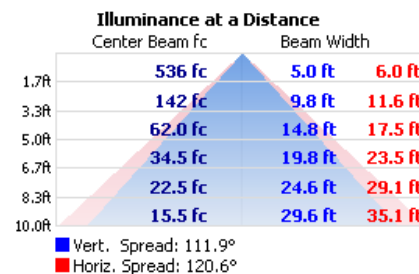
- Contact factory for other emergency ballast options. Must specify voltage, not available with 347V.
- This limited warranty covers electrical parts only and does not apply to labor, equipment lease, or defect from improper installation or operation. (EM battery backup does not included)
- To find an approved dimmer switch, please see table 1.
- Available with C9 only.
- Lumen per watt is around 15% less than standard CRI (80+).
- Shipped separately.
- Please see Compatible Phone list in the separate attachment. If not listed, please order "RS-IR", and follow IR-Dongle user guide and NFC and IR app user's manual. Android users only.
- Available with wall mount only.
- See Table2 to find factory setting.

VR9 LED

VR9-4-40LED



VR9-4-54LED



COMPATIBLE DIMMER SWITCH (TABLE 1)

Model #	Brand	Compatible Dimmer Switch	
(Blank)	-	<Leviton>	IllumaTech IP7 series
		<Lutron>	Visit www.lutron.com/advance for a list of dimmers (Mark VII) that will work with this driver.
		<Philips>	Sunrise : SR1200ZTUNV
ES566	eldoLED SOLOdrive	<Busch-Jaeger>	2112U-101
		<Jung>	240-10
		<Leviton>	IllumaTech - IP710-DLX
		<Lightoller Controls>	ZP600FAM120
		<Merten>	5729
		<Pass & Seymour>	CD4FB-W
		<Wattstopper>	DCLV1
		<Sensor Switch>	nIO EZ
		<Synergy>	ISD BC
		<ABB>	SD/S 2.16.1
		<Lutron>	Nova T: NTFTV Diva - DVTv-xx, NFTV GRAFIK Eye: GRX-TVI w GRX3503 Energy Savr Node: QSN-4T16-S TVM2 Module
		<Crestron>	GLX-DIMFLV8, GLXP-DIMFLV8, GLPAC-DIMFLV4-*, GLPAC-DIMFLV8-*, GLPP-DIMFLVEX-PM, GLPP-1DIMFLV2EX-PM, GLPP-1DIMFLV3EX-PM, DIN-A08, DIN-4DIMFLV4, CLS-EXP-DIMFLV, CLCI-1DIMFLV2EX
LDE1	Lutron Hi-lume 1% Eco-System	<Lutron>	PowPak Dimming Modules: RMJ-ECO32-DV-B, FCJ/FCJS-ECO ^{1,2} Energi Savr Node (120V only): QSN-1ECO-S, QSN-2ECO-S GRAFIK Eye QS/Homeworks QS control unit (120V only): QSGR- E(wireless) QSGR- E Quantum Hub (120V only): QP2- _2C/4C/6C/8C Homeworks QS/myRoom Plus power module (120V only): LQSE-2ECO-D
TDM	KEYSTONE	<Lutron>	Diva DV-600P, SkyLark S-600P, Ariadni AY-600P, Ariadni TG-603P, Maestro MA-600 (Digital), Diva CFL/LED DVCL-153P, Satin Colors DVSC-600P-SW
		<Leviton>	6641, IllumaTech IPI06-1LX, ToggleTouch TGI06-1LW (Digital)
ELV	KEYSTONE	<Lutron>	MAELV-600BL (Digital), DVELV-300P, SkyLark SELV-300P
LTEA2W	Lutron Hi-lume 2-wire (120V forward voltage only)	<Lutron>	Visit http://www.lutron.com/TechnicalDocumentLibrary/369543_ENG.pdf for a list of compatible dimmer switches.

NOTES:

- All devices connected to one FCJ/FCJS-ECO will be controlled together. Devices will dim to the same level as the result of a control command. For more detail on adjusting low-end light level refer to Application Note#556 at www.lutron.com.
- For the Line/Hot (L/H) terminal on the driver, it is preferred not to use the switched hot (red) wire from the control but rather the hot wire directly from the power source.

HC403 FACTORY SETTING (TABLE 2)

Detection Area	100%
Hold-time	5 sec
Daylight sensor	Disable
Stand-by period (tri-level control)	10 sec
Stand-by dimming level	10%

* See a separate attachment to find more setting options.