


# WIODLP

Project Name:	
Type:	



## CASAMBI

### APPLICATION

Architectural indoor, direct/indirect wall mount light for LED. It creates soft and diffused lighting that ensures maximum visual comfort and balanced shadows. It can be installed individually or in a continuous line. Use for general office, bank, retail and educational environments.

### FEATURES:

- Die formed 20 gauge cold-rolled steel housing. Flat steel end plate standard. Powder coated for a long life finish. White finish is standard.
- Die cast aluminum spade end cap optional.
- 2', 3' and 4' individual fixture sections for nominal spacing of 2', 3' and 4'. Using 2', 3' and 4' sections can be joined to form longer length fixtures.
- Parabolic semi-specular aluminum louvers (standard) and white painted steel baffle (WBL).
- Die formed high-reflective white reflector is standard. Optional anodized specular aluminum reflector.
- Uplight and down light distribution.
- Textured matte white polyester powder paint.

### MOUNTING:

- Individual installation or end-to-end row wall mount.

### LED:

- Color Temperature: 2700/3000/3500/4000/5000 (K).
- LED Module: High efficiency up to 162 LPW.
- Calculated L70: 122,000 hours
- Reported L70: +60,000 hours
- Poke in wire connectors.
- Color variation within 3-step MacAdam ellipse.
- WIO Series LED is rated to deliver LM80 performance.
- CRI 80+

### ELECTRICAL:

- High power factor electronic driver, operate from a 120~277 Vac input range, 50 / 60 Hz.
- Dimming Control: 1~100%(Std.) Bi-level step dim.
- Power Factor: +0.9
- Efficiency: +85%
- Ambient Operating Temperature: -22°F (-30°C) ~ 122°F (50°C).
- Constant Current, Class 2.
- <ELCU-200>
- Guarantees emergency lighting remains ON or is turned on when power to the control device is lost.
- Interfaces with fire alarm panel or security system.
- "Watchdog" feature allows emergency loads to be controlled in tandem with normal power loads.
- UL listed for use in emergency circuits.

### LISTING:

- UL / CUL listed.
- UL listed for dry & damp location.
- Listed to UL 1598 and UL 8750.
- CEC Compliant EM (please contact for more information)
- ARRA compliant.
- BAA compliant (optional).
- Trade Agreements Act compliant (optional).
- 5 years limited warranty.
- 7 or 10 years limited warranty. (optional) <sup>4</sup>
- Bluetooth Mesh System available, please contact factory for more information.

### CONFIGURATIONS

Size	Input Watts	Lumen Output	Lumen Efficiency
2FT	22W	1964 lm	89.3 lm/W
	30W	2678 lm	
3FT	30W	2678 lm	
	45W	4018 lm	
4FT	40W	3571 lm	
	60W	5357 lm	

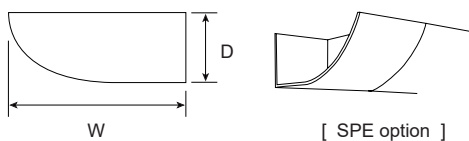
### SDM OPTION

Size	Input Watts	Lumen Output	Lumen Efficiency
2FT	27W	2410 lm	89.3 lm/W
4FT	42W	3749 lm	
	56W	4999 lm	

: Based on 5000K.

### COMPATIBLE DIMMERS:

Leviton : IP710-DLX  
Lutron : DDTV-XX  
Encelium EMS : EN-LCM-1R10V-GB2-BK  
Encelium EMS : EN-LCM-1R10V-GB2-BK/DR  
Encelium EMS : EN-ALC-1R10V-GB2-BK  
Encelium EMS : EN-ALC-1R10V-GB2-BK-DR  
SYLVANIA : ELMC-SL3W-TVWBX/UNV  
Wattstopper : ADF-120277  
Synergy lighting Controls : ISD BC



### Specifications: WIODLP 2', 3', 4'


Length: 24, 36, 48 (610 / 914/ 1220)  
Width: 7-1/4 (184)  
Depth: 3 (76)  
Weight: WIODLP-R2: 13.93 lbs (6.32 kg)  
WIODLP-R3: 19.51 lbs (8.85 kg)  
WIODLP-R4: 25.88 lbs (11.74 kg)


All dimensions are in inches (millimeters).


# WIODLP

## ORDERING INFORMATION

EXAMPLE: WIODLP-4-40L-40K-UNV-SPE

MODEL	ROW		SECTION <sup>1</sup>		LED		COLOR TEMP.		EFFICACY		CRI	
WIODLP	xx	Increments Total Row Lengths	R2	2' Length	22L 30L	22W LED 30W LED	-27K -30K -35K -40K -50K	2700K <sup>8</sup> 3000K 3500K 4000K 5000K	(Blank) HE	Standard High Efficacy 	(Blank) C9	80+ CRI 90+ CRI <sup>7</sup>
			R3	3' Length	30L 45L	30W LED 45W LED						
			R4	4' Length	40L 60L	40W LED 60W LED						
* Number of circuit(s) should be determined by the customer prior to ordering the continuous run considering the AC input voltage and total run wattage.					* Contact factory for custom wattage or lumen requirement.							

LOUVER		REFLECTOR		VOLTAGE		LED DRIVER	
(Blank) WBL OP	Semi Specular (Std.) White Blade Semi Specular Louver with White Acrylic Overlay	(Blank) SR	White Reflector (Std.) Specular Reflector	UNV 120 277 347	120-277V (Std.) 120V 277V 347V <sup>11</sup>	(Blank) UDSD ES566 EC SD40 SDXX PHSR PHDL ED560 TDM TD30/70 TDXX/YY LDE1  ELV TRIOT  LTEA2W   BLT	0-10V dim to 1% (Std.) (dim both uplight and downlight simultaneously) Separate Dimming Control of Uplight and Downlight (0-10V dim to 1%) <sup>10</sup> eldoLED SOLOdrive Natural Dimming to dark, 0-10V, 100% ~ 0.1% dim eldoLED ECOdrive 0-10V natural dim to 1% (Hybrid HydraDrive) 40% / 100% Bi-Level Step dim XX% / 100% Bi-Level Step dim (Specify XX: 10% ~ 70%) Philips Xitanium Sensor-Ready, Dali 5%~100% dim. Philips Xitanium DALI driver, Dim to 5% eldoLED LightShape DALI dim to dark, 0.1% ~ 100% Triac Dim. (120V only) 30% / 70% / 100% Tri-Level Step dim XX% / YY% / 100% Tri-Level Step dim (Specify XX, YY: 10% ~ 70%) Hi-lume 1% EcoSystem LED driver with Soft-on, Fade-to-Black dimming technology, 100% ~ 1% dim ELV compatible (reverse-phase or trailing-edge), (120V only) Tridonic IoT ready, 1-100% dim via Smart Module Interface (SMI), automated dimming/lighting controls via Enlighted Sensor Interface Hi-lume 1% 2-wire LED driver (120V forward phase only)
		NOTE: "T" for tandem unit, add T. Example: WIODLP-8-T232					

FINISH		OPTIONS		LIGHTING CONTROL SYSTEM	
(Blank) *SV **CC *AMB	Matte White RAL# 9003 (Std.) Silver RAL# 9022 Custom Color Anti-Microbial Coating (Matte Skye White)	EMG8 EMG15 EMG20 EMG25 ELCU-200 GTD GTD10DIM  GLR GMF MS DC SPE DL O7W O10W BAA TAA	1296 LUMEN EM Battery Backup (CEC Compliant EM) <sup>2,5</sup> 2430 LUMEN EM Battery Backup (CEC Compliant EM) <sup>2,5</sup> 3240 LUMEN EM Battery Backup (CEC Compliant EM) <sup>2,5</sup> 4050 LUMEN EM Battery Backup (CEC Compliant EM) <sup>2,5</sup> Fail-to-on Emergency lighting, UL924 <sup>6</sup> Bodine Generator Transfer Device Bodine Generator Transfer Device (0-10VDC Dimmer Override) Fast Blow Fuse <sup>2</sup> Slow Blow Fuse <sup>2</sup> Occupancy Sensor <sup>3</sup> Dust Cover Spade End Cap Damp Location Label Optional 7 Years Limited Warranty <sup>4</sup> Optional 10 Years Limited Warranty <sup>4</sup> BAA(Buy American Act) and BABA(Build America Buy America) compliant Trade Agreements Act compliant	LUTRON VIVE  SNS200C  RS-IR  IFS105SE PPA102S  CASAMBI	<Lutron Vive System Enabled>  Click Here!  <EasySense> EasySense Ceiling-mount occupancy sensing, daylight harvesting and task tuning in one device (Must be ordered with PHSR driver) <sup>9</sup> IR dongle for EasySense control  <Bluetooth> Bluetooth Mesh Wireless Sensor. Occupancy/ Daylight/0-10V Dimming Bluetooth Powerpack (Consult factory for installation location)  Contact factory for CASAMBI READY options

### NOTES:

1. No need to select, if same as row length and section length.
2. Must specify voltage, not available with 347V.
3. Check with factory for more details.
4. This limited warranty covers electrical parts only and does not apply to labor, equipment lease, or defect from improper installation or operation.
5. Contact factory for other emergency ballast options.
6. Shipped separately.
7. Lumen per watt is around 15% less than standard CRI (80+).
8. Available with C9 (CRI 90+) only.
9. Please see Compatible Phone list in the separate attachment. If not listed, please order "RS-IR", and follow IR-Dongle user guide and NFC and IR app user's manual. Android users only.
10. For separate dimming control, please be advised it may not be available when EM battery backup is added due to limited space. Please contact us for more information.
11. 347V cannot work with Emergency Battery Backup.

# WIODLP

COMPATIBLE DIMMER SWITCH (TABLE 1)

Model #	Brand	Compatible Dimmer Switch	
(Blank)	-	<Leviton>	IllumaTech IP7 series
		<Lutron>	Visit <a href="http://www.lutron.com/advance">www.lutron.com/advance</a> for a list of dimmers (Mark VII) that will work with this driver.
		<Philips>	Sunrise : SR1200ZTUNV
ES566	eldoLED SOLOdrive	<Busch-Jaeger>	2112U-101
		<Jung>	240-10
		<Leviton>	IllumaTech - IP710-DLX
		<Lightoller Controls>	ZP600FAM120
		<Merten>	5729
		<Pass & Seymour>	CD4FB-W
		<Wattstopper>	DCLV1
		<Sensor Switch>	nIO EZ
		<Synergy>	ISD BC
		<ABB>	SD/S 2.16.1
		<Lutron>	Nova T: NTFTV Diva - DVTv-xx, NFTV GRAFIK Eye: GRX-TV1 w GRX3503 Energy Savr Node: QSN-4T16-S TVM2 Module
		<Crestron>	GLX-DIMFLV8, GLXP-DIMFLV8, GLPAC-DIMFLV4-*, GLPAC-DIMFLV8-*, GLPP-DIMFLVEX-PM, GLPP-1DIMFLV2EX-PM, GLPP-1DIMFLV3EX-PM, DIN-AO8, DIN-4DIMFLV4, CLS-EXP-DIMFLV, CLCI-1DIMFLV2EX
LDE1	Lutron Hi-lume 1% EcoSystem	<Lutron>	PowPak Dimming Modules: RMJ-ECO32-DV-B, FCJ/FCJS-ECO <sup>1,2</sup> Energi Savr Node (120V only): QSN-1ECO-S, QSN-2ECO-S GRAFIK Eye QS/Homeworks QS control unit (120V only): QSGRJ- E(wireless) QSGR- E Quantum Hub (120V only): QP2- _2C/4C/6C/8C Homeworks QS/myRoom Plus power module (120V only): LQSE-2ECO-D
TDM	KEYSTONE	<Lutron>	Diva DV-600P, SkyLark S-600P, Ariadni AY-600P, Ariadni TG-603P, Maestro MA-600 (Digital), Diva CFL/LED DVCL-153P, Satin Colors DVSC-600P-SW
		<Leviton>	6641, IllumaTech IPI06-1LX, ToggleTouch TGI06-1LW (Digital)
ELV	KEYSTONE	<Lutron>	MAELV-600BL (Digital), DVELV-300P, SkyLark SELV-300P
LTEA2W	Lutron Hi-lume 2-wire (120V forward voltage only)	<Lutron>	Visit <a href="http://www.lutron.com/TechnicalDocumentLibrary/369543_ENG.pdf">http://www.lutron.com/TechnicalDocumentLibrary/369543_ENG.pdf</a> for a list of compatible dimmer switches.

NOTES:

1. All devices connected to one FCJ/FCJS-ECO will be controlled together. Devices will dim to the same level as the result of a control command. For more detail on adjusting low-end light level refer to Application Note#556 at [www.lutron.com](http://www.lutron.com).
2. For the Line/Hot (L/H) terminal on the driver, it is preferred not to use the switched hot (red) wire from the control but rather the hot wire directly from the power source.