

BLOCK-AD

Project Name:

Type:



CASAMBI

APPLICATION

The 2x2 BLOCK Acrylic drop offers a 360° lit with decorative drop diffusers. Built with a back-lit flat panel evenly illuminate a soft and pleasant distribution. Pair with a colorful BLOCK-NRC series for more 3D effects and to create and complete the space. Perfect for places in need of decorative looks such as open offices and lobbies, libraries, retails, reception areas and corridors, and commercial interiors.

FEATURES:

- 2x2, 360° all around lit acrylic drop in 1" increments.
- Acrylic regressed available in 1" increments.
- 3/8" thick frosted acrylic diffuser.
- Pair with BLOCK-NRC to create and coordinate the space.
- Built with back-lit flat panel.

MOUNTING:

- T-bar (Std.)
- Flange Kit for Hard ceiling.
- Surface mount with surface mount kit.

LISTING:

- ARRA compliant. (optional)
- Luminaire: 5 years limited warranty ⁵

STYLES


2" AD





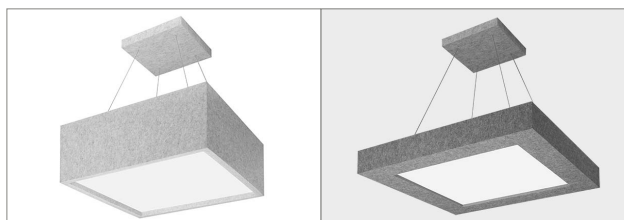
4" AD



6" AD



AR

[Acrylic Non-lit Drop](#)[Acrylic Lit Recessed](#)[Acoustic Asymetric Skylight](#)

Pendant

BLOCK-AD

ORDERING INFORMATION

EXAMPLE: BLOCK-22-AD-4-7P-5C-DM

MODEL	SIZE	STYLE	DEPTH ¹
BLOCK	22 2' x 2' nominal (Std.)	AD Acrylic Drop AR Acrylic Regressed	2 2" Depth 4 4" Depth 6 6" Depth 8 8" Depth XX Custom depth (1" increments)

FIELD
ADJUSTABLE
LUMINAIRE

LED	COLOR TEMP.	LED DRIVER ²	VOLTAGE	MOUNTING
7P 15/20/25/30/35/40/50W LED Adjustable	5C 3000/3500/4000/5000/6500K Adjustable	DM 0-10V, 10%~100% (Std.)	UNV 120-277V	(Blank) FK Recessed T-bar SMK Flange Kit for Hard Ceiling ⁴ Surface Mount Kit ^{4,7}

PRESET	OPTIONS
(Blank) PS(Lxx.yyK) Default Setting Preset Request; XX for watt, YY for CCT * Factory default setting: L30-40K	EM15 2430 Lumen EM Battery Backup EM25 4050 Lumen EM Battery Backup ELCU-200 Fail-to-on Emergency lighting, UL924 ⁶ GTD Bodine Generator Transfer Device AMB Anti-Microbial Coating (Matte Skye White) HC403 Microwave bi-level Occupancy sensor, adjustable via DIP switch ³ HRC-05 Remote control for HC403 sensor ARRA Assembled in USA

LIGHTING CONTROL SYSTEM
PPA102S <Bluetooth> Bluetooth Powerpack (Consult factory for installation location)
CASAMBI Contact factory for CASAMBI READY options

FIXED
LUMINAIRE

LED	COLOR TEMP.	LED DRIVER ²
36LED 36W LED xxLED Custom Watt * Contact factory for custom wattage or lumen requirement.	-35K 3500K -40K 4000K	DM 0-10V, 5%~100% (Std.) DM1 0-10V, 1%~100% SD40 40%/100% Bi-Level Step dim SDxx xx%/100% Bi-Level Step dim (specify xx: 10~70%) TD30/70 30%/70%/100% Tri-Level Step dim TDxx/yy xx%/yy%/100% Tri-Level Step dim (specify xx,yy: 10~70%) LDE1 Hi-lume 1% EcoSystem LED driver with Soft-on, fade-to-black, 100%~1% TDM Triac Dim. (120V only) ELV ELV, Reverse phase or trailing-edge, (120V only) LTEA2W Hi-lume 1% 2-wire LED driver (120V forward phase only)

VOLTAGE	MOUNTING	OPTIONS
UNV 120-277V	(Blank) FK Recessed T-bar SMK Flange Kit for Hard Ceiling ⁴ Surface Mount Kit ^{4,7}	EMI8 8W EM Battery Backup EMI16 16W EM Battery Backup EMI25 25W EM Battery Backup ELCU-200 Fail-to-on Emergency lighting, UL 924 GTD Bodine Generator Transfer Device AMB Anti-Microbial Coating (Matte Skye White) HC403 Microwave bi-level Occupancy sensor, adjustable via DIP switch ³ HRC-05 Remote control for HC403 sensor ARRA Assembled in USA

LIGHTING CONTROL SYSTEM
PPA102S <Bluetooth> Bluetooth Powerpack (Consult factory for installation location)
CASAMBI Contact factory for CASAMBI READY options

NOTES:

1. Refer to dimensions page for more details.
2. Refer to Table1 to find compatible dimmer switch.
3. Refer to Table2 to find default setting.
4. Supplied in separate boxes, field installed.
5. This limited warranty covers electrical parts only and does not apply to labor, equipment lease, or defect from improper installation or operation.
6. Shipped separately.
7. Standard SMK depth: 3" for non-EM unit and 5-1/8" for EM unit (measurements not include drop lens)

BLOCK-AD

CONFIGURATIONS

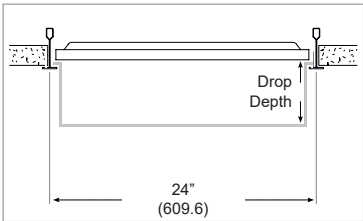
Luminaire	Size	LED		Lumen Output	Lumen Efficiency
Field Adjustable	2' x 2'	7P	15/20/25/30/35/40/50W LED	1728/2304/2880/3456/4032/4608/5760 lm	115.2 lm/W

* Indication that the lumen output is nominal.

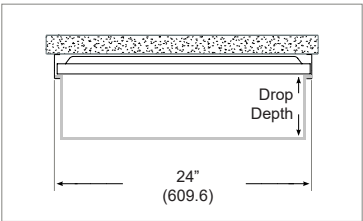
Luminaire	Size	LED	Lumen Output (3500/4000/5000K)	Lumen Efficiency (3500/4000/5000K)
Fixed	2' x 2'	36LED	3852lm / 3946lm / NA	107 /109 lm/W / NA

ACRYLIC DROP

*Acrylic is 3/8" thick



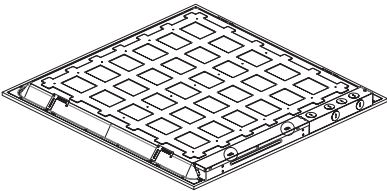

Standard T-bar



w/ Surface Mount Kit

LUMINAIRE



FIELD
ADJUSTABLE
LUMINAIRE



Length: 23-3/4 (603)
Width: 23-3/4 (603)
Depth: 1-5/8 (41)
* Depth increased up to 3" with HC403 option
* Depth increased up to 5.2" with EM

All dimensions are in inches (millimeters).

FIXED
LUMINAIRE



Length: 23-3/4 (603)
Width: 23-3/4 (603)
Depth: 1-5/8 (41)
* Depth with Junction Box: 2-7/8" (74)
* Depth increased up to 3" with HC403 option
* Depth increased up to 5.2" with EM

BLOCK-AD

APPROVED DIMMER SWITCH (Table 1)

Model#	Brand	Manufacturer	Manufacturer Part #
DM (0-10V 10%~100%)	-	<Lutron>	Maestro MS-Z101, Nova NTSTV, Diva DVSTV
		<Philips>	Sunrise SR1200ZTUNV
DM (0-10V 5%~100%)	-	<Leviton>	IllumaTech IP7 series
		<Lutron>	Visit www.lutron.com/advance for a list of dimmers (Mark VII) that will work with this driver
		<Philips>	Sunrise: SR1200ZTUNV
		<Easeic>	EID110U
DM1 (0-10V 1%~100%)	-	<Lutron>	Nova: NDTV- dimmer plus PP-DV relay pack(s), NTSTV-DV-dimmer Diva: DDTV-dimmer, DVSTV-dimmer, plus PP-DV relay pack(s), DVSTV-dimmer, DVSCSTV-dimmer GRAFIK Eye QS: QSGRJ-XP, plus GRX-TVI 0-10V interface GRAFIK Eye QS with EcoSystem: QSGRJ-XE, QSGR-XE, plus GRX-TVI 0-10V interface PowPak: RMJ-5T
		<Leviton>	Leviton: IP710-LFZ
		<Philips>	Sunrise: SR1200ZTUNV
ELV/TDM	ERP	<Lutron>	S-603PG, DVCL-153P, DV-600P, TGCL-153P, S-600P, DVELV-303P, SELV-300P, TG-600P, LG-600P, CT-103P, MAELV-600, FAELV-500
		<Leviton>	IPI06-1LZ, 6631-2, VPE06, 6683-IW, 6161, 6633-P, IPE04
		<Cooper>	DLC03P, SLC03P, DAL06P
		<Lightolier>	ZP260QEW
LDE1	Lutron Hi-lume 1% EcoSystem	<Lutron>	PowPak Dimming Modules: RMJ-ECO32-DV-B, FCJ/FCJS-ECO Energi Savr Node (120V only): QSN-1ECO-S, QSN-2ECO-S GRAFIK Eye QS/Homeworks QS control unit (120V only): QSGRJ-_E(wireless) QSGR-_E Quantum Hub (120V only): QP2-_2C/4C/6C/8C Homeworks QS/myRoom Plus power module (120V only): LQSE-2ECO-D
LTEA2W	Lutron Hi-lume 2-wire (120V forward voltage only)	<Lutron>	Visit http://www.lutron.com/TechnicalDocumentLibrary/369543_ENG.pdf for a list of compatible dimmer switches.
PHSR ¹	Philips Xitanium Sensor-Ready	<Illumra>	<u>Single Rocker Self-Powered Light Switch (on/off, dim-up/down)</u> Illumra# ZBT-S1AWH Digi-Key# 1082-1033-ND <u>Dual Rocker Self-Powered Light Switch (on/off, dim-up/down, scene1,2)</u> Illumra# ZBT-S2AWH Digi-Key# 1082-1034-ND

* If you want other specific kind, please contact us.

HC403 FACTORY SETTING (TABLE 2)

Detection Area	100%
Hold-time	5 sec
Daylight sensor	Disable
Stand-by period (tri-level control)	10 sec
Stand-by dimming level	10%

* See a separate attachment to find more setting options.