

UDL7-2G

Project Name:	
Type:	



CASAMBI

APPLICATION

The half sphere wall sconce down light is ideal for walkways, building exterior walls, parking areas, entrances, underpasses, loading docks and recreation areas. Wall mounting height requires between 8 feet and 15 feet below.

FEATURES:

- Full cut-off LED wall pack.
- Die-cast aluminum housing with UV stabilized powder coated finish.
- Architectural dark bronze finish standard. Custom color available upon request.
- Field adjustable wattage.
- Optional occupancy sensor, EM, photocell.

MOUNTING:

- Wall mount (quick mount plate included).
- Easily installed on recessed junction boxes or direct mounts to the wall with feed thru conduit access.

LENS & COVER:

- Low glare providing visual comfort.
- Impact resistant tempered clear glass lens.
- Forward and Wide Throw available.

LED:

- CRI 70+
- Color Temperature: 3000/4000/5000(K)
- Down only: up to 121lm/W

ELECTRICAL:

- Input Voltage: 120V-277V, 50/60Hz (optional 480V available with step down transformer)
- Optional: 10KV surge protector.

LISTING:

- UL/CUL listed.
- Listed to UL 1598 and UL 8750.
- DLC listed. <sup>1</sup>
- Suitable for wet location.
- 5 years limited warranty.
- BAA compliant (Buy American Act).

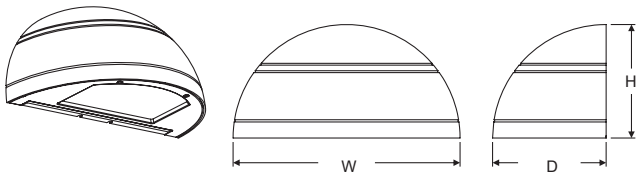
CONFIGURATIONS

Model	Input Watts	Lumen Output (3000K)	Lumen / Watts (3000K)	Lumen Output (4000K)	Lumen / Watts (4000K)	Lumen Output (5000K)	Lumen / Watts (5000K)
WML-SLED	25W	2971 lm	122.88 lm/W	3029 lm	133.22 lm/W	3028 lm	124.37 lm/W
	45W	5429 lm		5694 lm		5515 lm	
	65W	7886 lm		8358 lm		8003 lm	

MS (sensor) FACTORY SETTING (TABLE 1)


Detection Area	100%
Hold-time	5 min
Daylight sensor	Disable
Stand-by period	30 min
Stand-by dimming level	50%

\* See a separate attachment to find more setting options.



Height: 9.05 (230)  
Width: 18.1 (460)  
Depth: 9.05 (230)

\* All dimensions are in inches (millimeters).



# UDL7-2G

## ORDERING INFORMATION

EXAMPLE: UDL7-2G-FT-SLED-3T-UNV-BZ

MODEL	REFLECTOR		LED		COLOR TEMP.		VOLTAGE		FINISH	
UDL7-2G	FT WT	Forward Throw Wide Throw	SLED	Selectable 25/45/65W LED	3T	3000/4000/5000K Selectable	UNV HV	120-277V (Std.) 480V(with Step down transformer)	BZ *BK *WH **CC	Dark Bronze RAL#7022 (Std.) Black White Custom Color  * Non-standard finish with extra charge. ** Additional charge & set up fee.
					-30K -40K -50K	3000K 4000K 5000K				

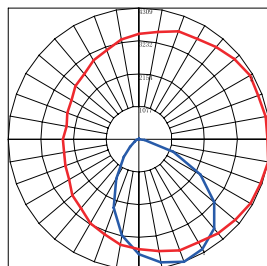
\* When there is an EM option, please select CCT.

OPTIONS	
MS	Occupancy Sensor with Daylight, adjustable via DIP switch <sup>2</sup>
RC-100	Remote control for MS
EM8	8W Emergency Battery Backup
EM20	20W Emergency Battery Backup, CEC Title 20
CWEM10	10W EM Pack for Cold Weather (-20°C ~ 55°C)
CWEM20	20W EM Cold Weather -4°F (-20°C) ~ 131°F (55°C), CEC Title 20
SP10	10Kv Surge Protector
BAA	BAA(Buy American Act) and BABA(Build America Buy America) compliant
MG	Marine Grade Finish
CASAMBI	Contact factory for CASAMBI READY options

### NOTES:

- DesignLights Consortium (DLC) qualified product. Not all versions of this product may be DLC qualified. Please check the DLC Qualified Products List at [www.designlights.org/QPL](http://www.designlights.org/QPL) to confirm which versions are qualified.
- Refer to Table1 and a separate attachment to find more information.

Forward Throw  
(FT)



Wide Throw  
(WT)

