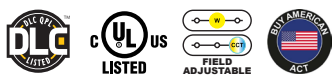


Project Name:	
Type:	



APPLICATION

The LED Backlit Panel provides soft, even illumination for recessed T-grid ceiling applications. The latest in panel design, backlit panels provide more diffused illumination on the lens and are more efficient in lighting a space. CCT adjustable and wattage adjustable ensure the right products are available for any application.

- 27-gauge(0.4mm) metal sheet housing with powder coated finish.
- Aluminum frame in white finish.
- Field adjustable wattage and color temperature.
- Housing is designed to prevent debris and insect intrusion.

- Lumen efficiency: up to 130 lm/W
- Field adjustable color temperature: 3000/3500/4000/5000/6500 (K)
- Field adjustable wattage.
- CRI: 80
- L70≥ 50.000 hours

- Recessed in T-bar grid ceiling with integral earthquake clips for secure attachment.
- Surface mount and suspension mount cable kit accessories are available. (optional)

- Acrylic lens with polystyrene diffuser.
- UV 94-V0 flame retardant grade.

- 0-10V dimming, down to 10%
- 120-277V, 120-347V, 50/60Hz
- Power Factor: >0.9, THD <20%
- Operating temperature:
-4°F to 104°F (-20°C to 40°C)
- FCC title 47 CFR part 15 class B.

- UL listed for dry and damp location.
- DLC listed.
- IC rated.
- LM-79, LM-80
- 5 years limited warranty.
- BAA compliant (optional).
- Trade Agreements Act compliant (optional).

Size	LED		Lumen Output	Lumen Efficiency
1' x 4'	5P	15/20/30/40/50W LED	1950/2600/3900/5200/6500 lm	130 lm/W
2' x 2'				
2' x 4'	5P	20/30/40/50/72W LED	2600/3900/5200/6500/9360 lm	

* Indication that the lumen output is nominal.

EXAMPLE: ULP-2G-22-5P-5C-UNV-DM

MODEL	SIZE		LED		COLOR TEMP.		MOUNTING		VOLTAGE	
ULP-2G	14	1' x 4'	5P	15/20/30/40/50W	5C	3000/3500/4000/5000/6500K Adjustable	(Blank) FK SMK AC	Recessed T-bar Flange Kit for Hard Ceiling ¹ Surface Mounting Kit ^{1,4} Aircraft Cable ²	UNV	120-277V
	22	2' x 2'		LED Adjustable						
	24	2' x 4'	5P	20/30/40/50/72W						
				LED Adjustable						

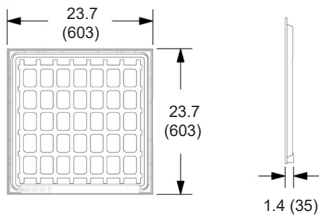
LED DRIVER		OPTIONS		
DM	0-10V 10%~100% (Std.)	EM15 2430 Lumen EM Battery Backup EM25 4050 Lumen EM Battery Backup HC403 Microwave bi-level Occupancy sensor, adjustable via DIP switch ^{5,6} HRC-05 Remote control for HC403 sensor BAA BAA(Buy American Act) compliant TAA Trade Agreements Act compliant	SP10 AMB CASAMBI	Integrated 10kV/10kA surge protection Anti-Microbial Coating (Matte Skye White) ³ Contact factory for CASAMBI READY options

NOTES:


1. Supplied in separate boxes, field installed.
2. The whole cable length from ceiling to fixture is 66".
3. AMB coating is limited to exposed frame; back of the housing is not coated.
4. 1X4 with EM: Long lead time, check with factory.

5. Refer to Table1 find default setting.
6. Depth of the housing increased up to 3".

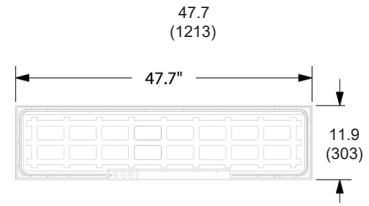
ULP-2G-5P-5C



Specifications: ULP-2G 2'x2'

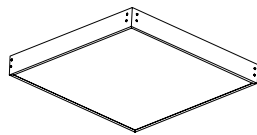


Specifications: ULP-2G 2'x4'



Specifications: ULP-2G 1'x4'

<w/ Surface Mounting Kit>

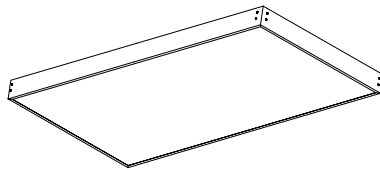


ULP-2G 2'x2' (SMK)

Length: 24.17 (614)
Width: 24.17 (614)
Depth: 2.75 (69.85)

ULP-2G 2'x2' (SMK w/ EM)

Length: 24.84 (622)
Width: 25 (619)
Depth: 5.11 (130)

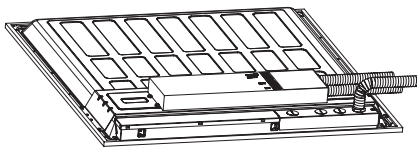


ULP-2G 2'x4' (SMK)

Length: 48.18 (1224)
Width: 24.17 (614)
Depth: 2.75 (69.85)

ULP-2G 2'x4' (SMK w/ EM)

Length: 48.86 (1222)
Width: 25 (619)
Depth: 5.11 (100)



ULP-2G 1'x4' (SMK)

Length: 48.18 (1224)
Width: 12.50 (317)
Depth: 2.75 (69.85)

ULP-2G 1'x4' (SMK w/ EM)³

Length: 48.86 (1222)
Width: 12.95 (313)
Depth: 5.11 (100)


All dimensions are in inches (millimeters).

EM option: installed external at the back of the fixture

HC403 FACTORY SETTING (TABLE 1)

Detection Area	100%
Hold-time	5 sec
Daylight sensor	Disable
Stand-by period (tri-level control)	10 sec
Stand-by dimming level	10%

* See a separate attachment to find more setting option



HC403 Sensor Placement