

MFL6 LED

Project Name:

Type:



CASAMBI

APPLICATION

The MFL6 luminaire is a high performance LED lighting solution designed with optical versatility and a slim, low profile design. Its rugged cast aluminum housing minimizes wind load requirements and features an integral, watertight power source compartment and high performance aluminum heat sinks. Suitable for parking lots, walkways, car dealerships, roadways, and etc.

FEATURES:

- Housing and electrical compartment are made from die cast aluminum, pre-treated and powder-coated to meet the most rugged industry standards.
- Vented housing isolates LED modules from driver, maximizing product life and performance.
- Door frame is sealed to housing with a continuous extruded silicone gasket.
- Operating temperature: -40°F~104°F (-40°C~40°C)

MOUNTING:

- Knuckle mount (1/2" NPS).
- Trunnion mount.
- Slip Fitter.
- Yoke mount.

LED:

- Lumileds LED
- Color Temperature: 4000 / 5000K
- Lumen efficiency: up to 143 lm/W
- Color rendering index > 70
- Life span: 100,000 hours

OPTIC:

- NEMA Type: 7H x 6V
- High performance acrylic optic securely attached to internal heat sink for maximum thermal dissipation.

ELECTRICAL:

- Non-dim (15LED ~ 60LED) and 0-10V dimming (70LED ~ 200LED)
- Input Voltage: 120-277VAC, 50-60Hz
- Optional: 347-480V
- Power Factor: >90%
- THD <20%

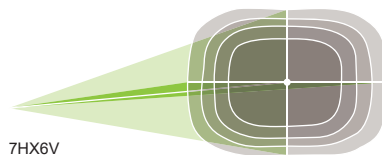
LISTING:

- UL / cUL listed.
- DLC listed.
- Suitable for wet location.
- 5 years limited warranty.
- ARRA compliant. (optional)

SPECIFICATION

	Model#	Lumen Output (5000K)	Lumen Efficiency (5000K)	Mounting	Weight
MFL6	15LED	2000 lm	133.33 lm/W	KN, TR	1.6 lbs, 1.7 lbs
	27LED	3600 lm	133.33 lm/W	KN, TR	1.7 lbs, 1.78 lbs
	45LED	5650 lm	125.55 lm/W	KN, TR	2.9 lbs, 3.52 lbs
	60LED	7450 lm	124.16 lm/W	KN	3.15 lbs, 3.75 lbs
	70LED	8900 lm	127.14 lm/W	YK, SF	7.43 lbs, 8.35 lbs
	100LED	13300 lm	133 lm/W	YK, SF	9.23 lbs, 10.16 lbs
	135LED	18000 lm	133.33 lm/W	YK, SF	13.43 lbs, 14.17 lbs
	200LED	26200 lm	131 lm/W	YK, SF	14.4 lbs, 15.14 lbs
	350LED	50000 lm	143 lm/W	TR	31.27 lbs

PHOTOMETRICS



EPA RATING

	1	2@90°	2@120°	2@180°	3@90°	3@120°	4@90°
70W/100W	0.2885	0.6097	0.7475	0.577	0.8982	0.8196	0.8982
135W/200W	0.3868	0.8125	0.9973	0.7736	1.1993	1.0874	1.1993
350W	0.536	1.061	1.278	1.072	1.597	1.803	1.597

MFL6 LED

ORDERING INFORMATION

EXAMPLE: MFL6-60LED-50K-UNV-ND-BZ-KN

MODEL	LED		COLOR TEMP.		VOLTAGE		DIMMING		FINISH		OPTICS	
MFL6	15LED	15W LED	-40K	4000K ¹	UNV	120-277V	ND	Non-dim ²	BZ	Dark Bronze RAL#8019 (Std.)	(Blank)	7H x 6V
	27LED	27W LED	-50K	5000K (Std.)	HV	277-480V ¹	D	0-10V dim ³	*BK	Black RAL#9011		
	45LED	45W LED							*WH	White RAL#9016		
	60LED	60W LED							*GR	Gray RAL#7045		
	70LED	70W LED							**CC	Custom Color		
	100LED	100W LED							* Non-standard finish with extra charge.			
	135LED	135W LED							** Additional charge & set up fee.			
	200LED	200W LED										
	350LED	350W LED										

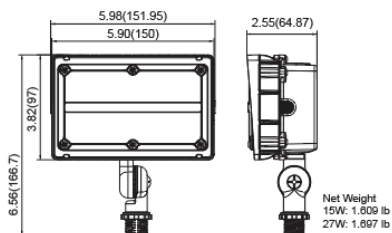
MOUNTING		OPTIONS	
KN	Knuckle Mount	PC3	Photocell 120-277V
TR	Trunnion Mount	ARRA	Assembled in USA for Buy American act
YK	Yoke Mount	SP10	Integrated 10kV/10kA surge protection
SF	Slip Fitter	CASAMBI	Contact factory for CASAMBI READY options

* Refer to configuration chart for availability

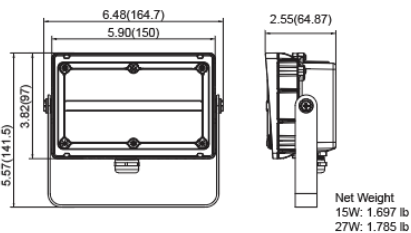
NOTES:

1. Only available on 135LED and 350LED.
2. Only available on 15LED ~ 60LED.
3. Only available on 70LED ~ 350LED.

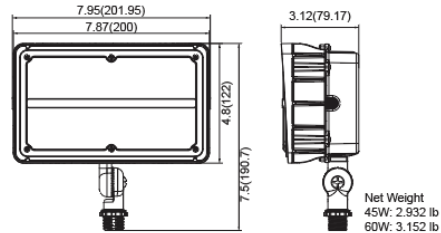
15LED & 27LED (KNUCKLE MOUNT)



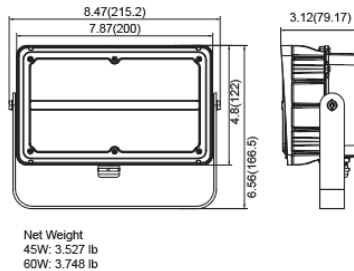
15LED & 27LED (TRUNNION MOUNT)



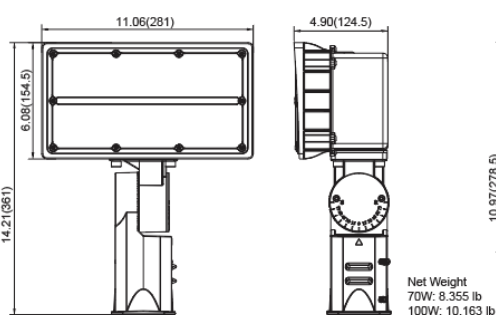
45LED & 60LED (KNUCKLE MOUNT)



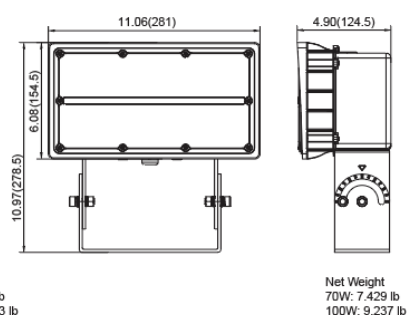
45LED (TRUNNION MOUNT)



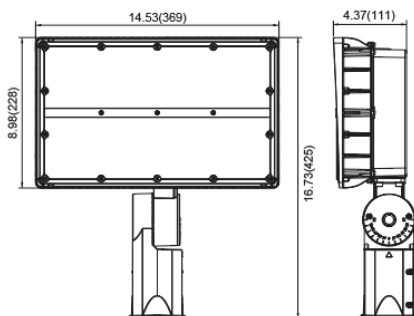
70LED & 100LED (SLIP FITTER)



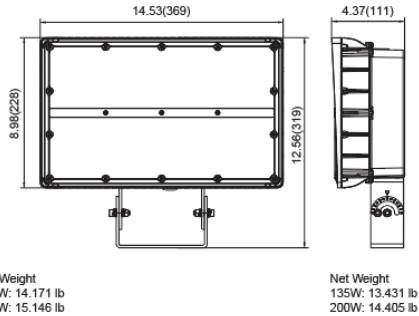
70LED & 100LED (YOKE MOUNT)



135LED & 200LED (SLIP FITTER)



135LED & 200LED (YOKE MOUNT)



350LED (TRUNNION MOUNT)

