CUBE6

Project Name:	
Type:	

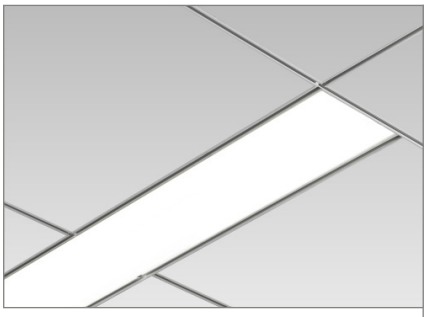

TUNABLE WITE

APPLICATION

The CUBE is a featured Architectural Linear fixture. Housing is formed by cold-rolled steel with a highly reflective die-formed white painted steel reflector. The snap-in acrylic lens has a matte finish and a diffuser (.125" thick) which is removable for LED module replacement. It is used for multiple applications such as commercial, general office, banking, retail and educational environments.

MOUNTING:

- T-Bar recessed ceiling.

LED:

- High quality array LEDs.
- LM80
- Color Temperature: 2700/3000/3500/4000/ 5000 (K), and tunable white -275 (2700~5000K).
- Color Rendering Index: > 80 (optional>90).
- Nominal Lamp Life: 100,000 hours.
- Reported L70 hours: +60,000 (55°C).

ELECTRICAL:

- High power factor electronic driver, operate from a 120 ~ 277 Vac input range, 50 / 60 Hz.
- Features included over voltage protection, surge, short circuit protection and over load protection.
- Power Factor: typical > 0.95, THD <20, meets Class1 or Class 2 circuit.
- 0-10V dimmable driver as standard.
- 0-10VDC dimming 1%~100%.
- Minimum starting temperature: -4°F (-20°C) ~ 122°F (50°C).

- <ELCU-200>
- Guarantees emergency lighting remains ON or is turned on when power to the control device is lost.
- Interfaces with fire alarm panel or security system.
- "Watchdog" feature allows emergency loads to be controlled in tandem with normal power loads.
- UL listed for use in emergency circuits.

FINISH:

- Standard powder-coat textured white painted finish on exposed trim, consult factory for custom colors.
- Comes with snap-in acrylic lens as standard.

LISTING:

- UL / CUL listed.
- Listed to UL 1598 and UL 8750.
- UL listed for dry & damp location.
- CEC Compliant EM (please contact for more information)
- Assembled in USA (optional)
- 5 years limited warranty.
- 7 or 10 years limited warranty (optional). [5]

OUTPUT CURRENT

		Bi-Level		Tri-Level (Default)	
SW1	SW2	Config Range	Default	Config Range	Default
Close	Open	10% - 70%	40%	10% - 70%	30%
Open	Close	10% - 70%	40%	10% - 70%	70%
Close	Close	100%	100%	100%	100%
Open	Open	0%	0%	0%	0%

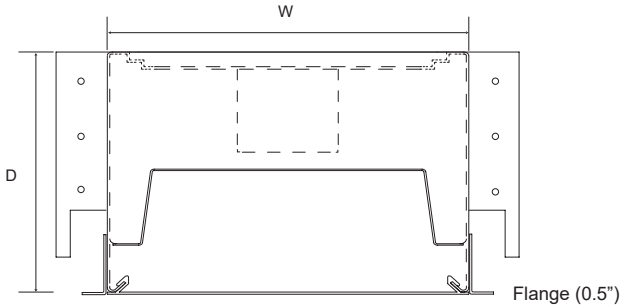

Specifications: CUBE6

Width: 6 (152.4)
Depth: 4 (101)

All dimensions are in inches (millimeters).

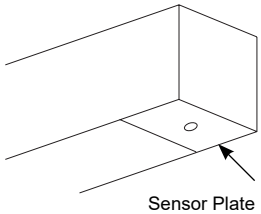

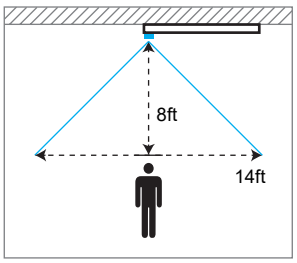

AMS

UTOPIA LIGHTING reserves the right to change specifications, drawings, dimensions without prior notice.

ORDERING INFORMATION

EXAMPLE: *CUBE6-IND-4-D27LED-40K-G1-UNV*

MODEL	ROW [1]		SECTION [2]		LED Downlight (per/4ft section)		COLOR TEMP.	
CUBE6-IND (Individual Mount) **CUBE6-CON** (Continuous Row Mount)	**xx'**	Specify nominal overall row length in 1' increments (Continuous runs)	**4** **8**	4' Length 8' Length	**D18L** **D27L** **D36L** **D48L** **D54L**	18W LED 27W LED 36W LED 48W LED 54W LED	**(Blank)** **-27** **-30** **-35** **-40** **-50** **-275**	Leave blank if you wish to have different CCT for up and down, and fill out next section. 2700K [11] 3000K 3500K 4000K 5000K Tunable white 2700-5000K [12]
			* Maximum wattage per 4ft section - recessed mount: 54W (down light) * Contact factory for custom wattage or lumen requirement.					

CRI		MOUNTING		VOLTAGE		EM SECTION [3]		FINISH	
(Blank) **C9**	80+ CRI 90+ CRI [10]	**G1** **FT**	9/16", 15/16", 1" T-bar Ceiling Grid Standard 1/2" Flange for Drywall (Sheetrock) Ceiling	**UNV** **120** **277**	120-277V 120V 277V	**(Blank)** **1SE** **2SE** **xSE**	None EM 1 Section 2 Section x Section	**(Blank)** **BK** **SV** **CC** **CSS**	Matte White RAL #9003 (Std.) Black RAL #9011 Silver RAL #9022 Custom Color [13] Custom Canopy Color (White is Std.) *Non-standard finish with extra charge.

DIMMING			
(Blank)	0-10V dim to 1% (Std.) (dim both uplight and downlight simultaneously)	**TD30/70**	30% / 70% / 100% Tri-Level Step dim
ES566	eldoLED SOLOdrive Natural Dimming to dark, 0-10V, 100% ~ 0.1% dim	**TDXX/YY**	XX% / YY% / 100% Tri-Level Step dim (Specify XX, YY : 10% ~ 70%)
SD40	40% / 100% Bi-Level Step dim	**LDE5**	5-Series EcoSystem LED driver, 100% ~ 5% dim
SDXX	XX% / 100% Bi-Level Step dim (Specify XX : 10% ~ 70%)	**LDE1**	Hi-lume 1% EcoSystem LED driver with Soft-on, Fade-to-Black dimming technology, 100% ~ 1% dim
PHSR	Philips Xitanium Sensor-Ready, Dali 5%~100% dim.	**ELV**	ELV compatible (reverse-phase or trailing-edge)
PHDL	Philips Xitanium DALI driver, Dim to 5%	**TRIOT**	Tridonic IoT ready, 1-100% dim via Smart Module Interface (SMI), automated dimming/lighting controls via Enlighted Sensor Interface
ED560	eldoLED LightShape DALI dim to dark, 0.1% ~ 100%		
EC	eldoLED ECOdrive 0-10V natural dim to 1% (Hybrid HydraDrive)	**DTO**	0-10V DIM-TO-OFF
MU050	0-10V dual channel, 0.1% ~ 100%		
TDM	Triac Dim. (120V only)		

OPTIONS	
EMG5	5W EM Battery Backup (CEC Compliant EM) [8]
EMG8	8W EM Battery Backup (CEC Compliant EM) [8]
EMG16	16W EM Battery Backup (CEC Compliant EM) [8]
ELCU-200	Fail-to-on Emergency lighting, UL924 [9]
ARRA	Assembled in USA for Buy American Act
O7W	Optional 7 Years Limited Warranty [5]
O10W	Optional 10 Years Limited Warranty [5]
AMS	Occupancy Sensor w/ Daylight Harvesting (max. 8' detection mounting height with 14' coverage) [6]
DPMS	Daylight Dimming Photo Sensor (0-10 VDC Control) [6]
SO	Dimming Wires connected to Sensor Only [7]
LSR-301-S	Setup Remote Control for DPMS
LSR-301-P	Occupant Remote Control for DPMS

NOTES:
1. Specify only when Continuous Row Mount.
2. No need to select, if sames as row length and section length.
3. EM is installed in last 4' of luminaire sections. Separate section required 2SE or specified. Must specify voltage, not available with 347V.
5. This limited warranty covers electrical parts only and does not apply to labor, equipment lease, or defect from improper installation or operation.
6. Provided dimming wires for sensor and dimmer switch as a standard. Dimmer switch provided by others.
7. Dimming wires provided and connected to sensor only, not for dimmer switch. (available with AMS and DPMS option)
8. Contact factory for other emergency ballast options.
9. Shipped separately.
10. Lumen per watt is around 15% less than standard CRI (80+).
11. Available with C9 (CRI 90+) only.
12. Must be ordered with either ED560 or MU050 driver.
13. Refer to color charts (RAL and/or Cardinal) in the separate attachment.

CUBE6

CONFIGURATIONS

Series	Size	Model #	AC Input	Lumen Output (Down)		Lumen Efficiency
CUBE6	4'	18L	19.8W	2536.8 lm (100%)	2536.8 lm	128.1 lm/W
		27L	29.7W	3805.2 lm (100%)	3805.2 lm	128.1 lm/W
		36L	39.6W	5073.6 lm (100%)	5073.6 lm	128.1 lm/W
		48L	52.8W	6764.7 lm (100%)	6764.7 lm	128.1 lm/W
		54L	59.4W	7610.3 lm (100%)	7610.3 lm	128.1 lm/W
	8'	18L	39.6W	5073.6 lm (100%)	5073.6 lm	128.1 lm/W
		27L	62.7W	8033.1 lm (100%)	8033.1 lm	128.1 lm/W
		36L	75.5W	9647.4 lm (100%)	9647.4 lm	128.1 lm/W
		48L	105.6W	13529.5 lm (100%)	13529.5 lm	128.1 lm/W
		54L	118.8W	15220.7 lm (100%)	15220.7 lm	128.1 lm/W

	Multiplier		
CCT	3000K	3500K	5000K
Down only	0.983631	0.991815	1.016369
Up&Down	0.988745	0.994373	1.011255

COMPATIBLE DIMMER SWITCH (TABLE 1)

Model #	Brand	Compatible Dimmer Switch	
(Blank)	-	<Leviton>	IP710-LFZ
		<Lutron>	Nova: NFTV-dimmer plus PP-DV relay pack(s) Nova T: NTSTV-DV-dimmer Diva: DVTV-dimmer, DVSCTV-dimmer, plus PP-DV, relay pack(s), DVSTV-dimmer, DVSCSTV-dimmer GRAFIK Eye QS: QSGRJ-XP, plus GRX-TVI 0-10V interface GRAFIK Eye QS w/EcoSystem: QSGRJ-XE, QSGR-XE, plus GRX-TVI 0-10V interface PowPak: RMJ-5T
ES566	eldoLED SOLOdrive	<Busch-Jaeger>	2112U-101
		<Jung>	240-10
		<Leviton>	IllumaTech - IP710-DLX
		<Lightoller Controls>	ZP600FAM120
		<Merten>	5729
		<Pass & Seymour>	CD4FB-W
		<Wattstopper>	DCLV1
		<Sensor Switch>	nIO EZ
		<Synergy>	ISD BC
		<ABB>	SD/S 2.16.1
		<Lutron>	Nova T: NTFTV Diva - DVTV-xx, NFTV GRAFIK Eye: GRX-TVI w GRX3503 Energy Savr Node: QSN-4T16-S TVM2 Module
		<Crestron>	GLX-DIMFLV8, GLXP-DIMFLV8, GLPAC-DIMFLV4-*, GLPAC-DIMFLVV8-*, GLPP-DIMFLVEX-PM, GLPP-1DIMFLV2EX-PM, GLPP-1DIMFLV3EX-PM, DIN-AO8, DIN-4DIMFLV4, CLS-EXP-DIMFLV, CLCI-1DIMFLV2EX
ED560	eldoLED DUALdrive	<Lunatone>	SS-LUNAT PS2 30mA SS-LUNAT Touch or BT SS-LUNAT Comm
LDE5	Lutron 5-Series EcoSystem	<Lutron>	PowPak Dimming Modules: RMJ-ECO32-DV-B, FCJ/FCJS-ECO [1,2] Energi Savr Node (120V only): QSN-1EC0-S, QSN-2ECO-S GRAFIK Eye QS/Homeworks QS control unit (120V only): QSGRJ-_E(wireless) QSGR-_E Quantum Hub (120V only): QP2-_ _2C/4C/6C/8C Homeworks QS/myRoom Plus power module (120V only): LQSE-2ECO-D
LDE1	Lutron Hi-lume 1% EcoSystem		
MU050	Moons Intelligent indoor	<Lutron>	Diva - DVTV-xx, DVSTV-xx
PHSR [3]	Philips Xitanium Sensor-Ready	<Illumra>	Single Rocker Self-Powered Light Switch (on/off, dim-up/down) Illumra# ZBT-S1AWH Digi-Key# 1082-1033-ND Dual Rocker Self-Powered Light Switch (on/off, dim-up/down, scene1,2) Illumra# ZBT-S2AWH Digi-Key# 1082-1034-ND
ELV/ TDM	ERP	<Lutron>	S-603PG, DVCL-153P, DV-600P, TGCL-153P, S-600P, DVELV-303P, SELV-300P, TG-600P, LG-600P, CT-103P, MAELV-600, FAELV-500
		<Leviton>	IPI06-1LZ, 6631-2, VPE06,6683-IW, 6161, 6633-P, IPE04
		<Cooper>	DLC03P, SLC03P, DAL06P
		<Lightolier>	ZP260QEW

NOTES:
1. All devices connected to one FCJ/FCJS-ECO will be controlled together. Devices will dim to the same level as the result of a control command.
   For more detail on adjusting low-end light level refer to Application Note#556 at www.lutron.com.
2. For the Line/Hot (L/H) terminal on the driver, it is preferred not to use the switched hot (red) wire from the control but rather the hot wire directly from the power source.
3. Recommended for EasySense System.

UTOPIA LIGHTING reserves the right to change specifications, drawings, dimensions without prior notice.