CUBE2

Project Name:	
Type:	

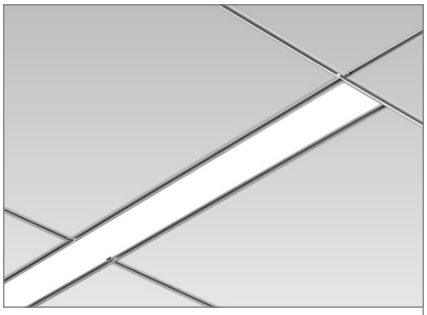

APPLICATION

The CUBE is a featured Architectural Linear fixture. Housing is formed by cold-rolled steel with a highly reflective die-formed white painted steel reflector. The snap-in acrylic lens has a matte finish and a diffuser (.125" thick) which is removable for LED module replacement. It is used for multiple applications such as commercial, general office, banking, retail and educational environments.

MOUNTING:

- Compatible with most ceiling including T-bar, screw slot and drywall.

LED:

- High quality arrayLEDs.
- LM80
- Color Temperature: 2700/3000/3500/4000/5000 (K).
- Color Rendering Index: >80 (optional>90).
- Nominal Lamp Life: 100,000 hours.
- Reported L70 hours: +60,000 (55°C).

ELECTRICAL:

- High power factor electronic driver, operate from a 120 ~ 277 Vac input range, 50 / 60 Hz.
- Features included over voltage protection, surge, short circuit protection and over load protection.
- Power Factor: typical > 0.95, THD <20, meets Class1 or Class 2 circuit.
- 0-10V dimmable driver as standard.
- 0-10VDC dimming 1%~100%.
- Operating temperature: -4°F (-20°C) ~ 122°F (50°C).

- <ELCU-200>
- Guarantees emergency lighting remains ON or is turned on when power to the control device is lost.
- Interfaces with fire alarm panel or security system.
- "Watchdog" feature allows emergency loads to be controlled in tandem with normal power loads.
- UL listed for use in emergency circuits.

FINISH:

- Standard powder-coat textured white painted finish on exposed trim, consult factory for custom colors.
- Comes with snap-in acrylic lens as standard.

LISTING:

- UL / CUL listed.
- Listed to UL 1598 and UL 8750.
- UL listed for dry & damp location.
- DLC listed. [13]
- CEC Compliant EM (please contact for more information)
- Assembled in USA (optional).
- BAA compliant (optional).
- Trade Agreements Act compliant (optional).
- 5 years limited warranty.
- 7 or 10 years limited warranty. (optional) [7]
- **CCEA** City of Chicago Environmental Air approved (optional).
- Bluetooth Mesh System available, please contact factory for more information.

CONFIGURATIONS

Series	Size	Model #	AC Input	Fixture Lumen Output (4000K)		Lumen Efficiency (4000K)
CUBE2	2'	18L	9.9W	1280.46 lm (100% Down)	1280.46 lm	129.34 lm/W
		27L	14.85W	1641.66 lm (100% Down)	1641.66 lm	110.55 lm/W
		36L	19.8W	2122.36 lm (100% Down)	2122.36 lm	107.19 lm/W
		48L	26.4W	2811.6 lm (100% Down)	2811.6 lm	106.5 lm/W
		54L	29.7W	3146.41 lm (100% Down)	3146.41 lm	105.94 lm/W
	3'	18L	14.85W	1921.29 lm (100% Down)	1921.29 lm	129.38 lm/W
		27L	22.27W	2461.50 lm (100% Down)	2461.50 lm	110.53 lm/W
		36L	29.7W	3182.95 lm (100% Down)	3182.95 lm	107.17 lm/W
		48L	39.6W	4217.4 lm (100% Down)	4217.4 lm	106.5 lm/W
		54L	44.55W	4720.51 lm (100% Down)	4720.51 lm	105.96 lm/W
	4'	18L	19.8W	2562.12 lm (100% Down)	2562.12 lm	129.40 lm/W
		27L	29.7W	3283.33 lm (100% Down)	3283.33 lm	110.55 lm/W
		36L	39.6W	4244.72 lm (100% Down)	4244.72 lm	107.19 lm/W
		48L	52.8W	5623.2 lm (100% Down)	5623.2 lm	106.5 lm/W
		54L	59.4W	6294.02 lm (100% Down)	6294.02 lm	105.96 lm/W
	5'	18L	24.75W	3202.15 lm (100% Down)	3202.15 lm	129.38 lm/W
		27L	37.13W	4104.72 lm (100% Down)	4104.72 lm	110.55 lm/W
		36L	49.5W	5305.9 lm (100% Down)	5305.9 lm	107.19 lm/W
		48L	66W	7029 lm (100% Down)	7029 lm	106.5 lm/W
		54L	74.25W	7866.78 lm (100% Down)	7866.78 lm	105.95 lm/W
	6'	18L	29.7W	3842.58 lm (100% Down)	3842.58 lm	129.38 lm/W
		27L	44.55W	4925 lm (100% Down)	4925 lm	110.55 lm/W
		36L	59.4W	6367.08 lm (100% Down)	6367.08 lm	107.19 lm/W
		48L	79.2W	8434.8 lm (100% Down)	8434.8 lm	106.5 lm/W
		54L	89.1W	9400.14 lm (100% Down)	9400.14 lm	105.95 lm/W
	8'	18L	39.6W	5124.24 lm (100% Down)	5124.24 lm	129.40 lm/W
		27L	59.4W	6566.67 lm (100% Down)	6566.67 lm	110.55 lm/W
		36L	79.2W	8489.45 lm (100% Down)	8489.45 lm	107.19 lm/W
		48L	105.6W	11246.4 lm (100% Down)	11246.4 lm	106.5 lm/W
		54L	118.8W	12588.05 lm (100% Down)	12588.05 lm	105.96 lm/W

OUTPUT CURRENT

		Bi-Level		Tri-Level (Default)	
SW1	SW2	Config Range	Default	Config Range	Default
Close	Open	10% - 70%	40%	10% - 70%	30%
Open	Close	10% - 70%	40%	10% - 70%	70%
Close	Close	100%	100%	100%	100%
Open	Open	0%	0%	0%	0%

	Multiplier		
CCT	3000K	3500K	5000K
Down only	0.9642	0.9822	1.0357

UTOPIA LIGHTING reserves the right to change specifications, drawings, dimensions without prior notice.

CUBE2

WEIGHT

Item	lbs	kg
CUBE 2 2FT DRYWALL	8.14	3.69
CUBE 2 3FT DRYWALL	11.00	4.99
CUBE 2 4FT DRYWALL	12.89	5.85
CUBE 2 8FT DRYWALL	25.45	11.55
CUBE 2 4FT G1	12.85	5.83
CUBE 2 8FT G1	23.73	10.77
CUBE 2 4FT SS	12.05	5.47
CUBE 2 8FT SS	22.15	10.05
CUBE 2 HC90 DRYWALL	17.37	7.88
CUBE 2 X DRYWALL	17.63	8.00
CUBE 2 T DRYWALL	12.76	5.79





DROP LENS

ORDERING INFORMATION

EXAMPLE: *CUBE2-IND-4-D27L-30K-FT-UNV-STB*

MODEL	ROW [1]		SECTION [2]		LED Downlight (per/4ft section)		COLOR TEMP.	
CUBE2-IND (Individual Mount) **CUBE2-CON** (Continuous Row Mount)	**xx'**	Specify nominal overall row length in 1' increments (Continuous runs)	**2** **3** **4** **5** **6** **8**	2' Length 3' Length 4' Length 5' Length 6' Length 8' Length [5]	**D18L** **D27L** **D36L** **D54L**	18W LED (734 lm/ft) 27W LED (924 lm/ft) 36W LED (991 lm/ft) 54W LED (1467 lm/ft)	**-27K** **-30K** **-35K** **-40K** **-50K**	2700K [12] 3000K 3500K 4000K 5000K
* Number of circuit(s) should be determined by the customer prior to ordering the continuous run considering the AC input voltage and total run wattage.					* Maximum wattage per 4ft section - recessed mount : 54W (down light) * Contact factory for custom wattage or lumen requirement.			
CUBE2-CM (Custom)	Must provide a sketch on the last page							

CRI		MOUNTING		PERIMETER		VOLTAGE		EM SECTION [6]		FINISH [14]	
(Blank) **C9**	80+ CRI 90+ CRI [11]	**G1** **SS** **FT** **SF** **NFR**	9/16", 15/16", 1" T-bar Ceiling Grid [21] 9/16" Screw Slot, 9/16" T-bar with Tegular tile ceiling Standard 1/2" Flange [3, 22] Spackle Flange (Trimless) [3, 15, 22] Non-flanged Recessed	**(Blank)** **PER**	Non-perimeter (Std.) Perimeter	**UNV** **120** **277** **347**	120-277V 120V 277V 347V [23]	**(Blank)** **1SE** **2SE** **xSE**	None EM 1 Section 2 Section x Section	**(Blank)** ***BK** ***SV** ****CC** ***CSS** ***AMB**	Matte White RAL #9003 (Std.) Black RAL #9011 Silver (RAL #9022) Custom Color [18] Custom Canopy Color (White is Std.) Anti-Microbial Coating (Matte Skye White)
										* Non-standard finish with extra charge. ** CC: additional charge & set up fee. Provide RAL# code.	

LED DRIVER			
(Blank)	0-10V dim to 1% (Std.) (dim both uplight and downlight simultaneously)	**LDE1**	Hi-lume 1% EcoSystem LED driver with Soft-on, Fade-to-Black dimming technology, 100% ~ 1% dim
ES566	eldoLED SOLOdrive Natural Dimming to dark, 0-10V, 100% ~ 0.1% dim	**ELV**	ELV compatible (reverse-phase or trailing-edge), (120V only)
SD40	40% / 100% Bi-Level Step dim	**TRIOT**	Tridonic IoT ready, 1-100% dim via Smart Module Interface (SMI), automated dimming/lighting controls via Enlighted Sensor Interface
SDXX	XX% / 100% Bi-Level Step dim (Specify XX : 10% ~ 70%)	**DTO**	0-10V DIM-TO-OFF
PHSR	Philips Xitanium Sensor-Ready, Dali 5%~100% dim.	**DMX**	DMX512 control system (Only available with RGB+W option)
PHDL	Philips Xitanium DALI driver, Dim to 5%	**DLM**	Wattstopper's DLM interface (Only available with RGB+W option)
TDM	Triac Dim. (120V only)	**LTEA2W**	Hi-lume 1% 2-wire LED driver (120V forward phase only) [26]
TD30/70	30% / 70% / 100% Tri-Level Step dim	**BLT**	Bluetooth Mesh System (contact factory for more information)
TDXX/YY	XX% / YY% / 100% Tri-Level Step dim (Specify XX, YY : 10% ~ 70%)		

UTOPIA LIGHTING reserves the right to change specifications, drawings, dimensions without prior notice.

CUBE2

OPTIONS		LIGHTING CONTROL SYSTEM	
STB	Slip Through Bracket [4]		<Lutron Vive System Enabled>
HC90-11	90° Horizontal Lit Connector, 1'x1' [24, 27]	**LUTRON VIVE**	Click Here!
HC90-12	90° Horizontal Lit Connector, 1'x2' [24, 27]		<EasySense>
HC90-21	90° Horizontal Lit Connector, 2'x1' [24, 27]	**SNS200**	EasySense Fixture-mount occupancy sensing, daylight harvesting and task tuning in one device (Must be ordered with PHSR driver) [16, 20]
HC90-22	90° Horizontal Lit Connector, 2'x2' [27]	**RS-IR**	IR dongle v2.0 for EasySense control
HC135-22	135° Horizontal Lit Connector, 2'x2' [24, 27]		<Enlighted>
TC	T-Type Lit Connector [24]	**SU-5E**	Enlighted IoT ready 0-10V Indoor Micro sensor with occupancy/vacancy detection, daylight harvesting, thermal sensing, task tuning, and room and zone control, Bluetooth enabled (Must be ordered with TRIOT) [17]
XC	X-Type Lit Connector [24]	**RS-WS**	Enlighted Room controller providing basic control functions of a standard wall switch with preset dimming capability
CW90	Ceiling to Wall corner connector [19]		
EMG8	1296 LUMEN EM Battery Backup (CEC Compliant EM) [9, 28]		<Bluetooth>
EMG15	2430 LUMEN EM Battery Backup (CEC Compliant EM) [9, 28]	**IFS105SE**	Bluetooth Mesh Wireless Sensor. Occupancy/Daylight/0-10V Dimming
EMG20	3240 LUMEN EM Battery Backup (CEC Compliant EM) [9, 28]	**PPA102S**	Bluetooth Powerpack (Consult factory for installation location)
EMG25	4050 LUMEN EM Battery Backup (CEC Compliant EM) [9, 28]		
ELCU-200	Fail-to-on Emergency lighting, UL924 [10]	**CASAMBI**	Contact factory for CASAMBI READY options
GLR	Fast Blow Fuse [25]		
GMF	Slow Blow Fuse [25]		
ARRA	Assembled in USA for Buy American Act		
BAA	BAA(Buy American Act) and BABA(Build America Buy America) compliant		
TAA	Trade Agreements Act compliant		
O7W	Optional 7 Years Limited Warranty [7]		
O10W	Optional 10 Years Limited Warranty [7]		
AMS	Bluetooth Mesh Wireless Sensor. Occupancy/Daylight/0-10V Dimming [30]		
DPMS	Daylight Dimming Photo Sensor (0-10 VDC Control)		
SO	Dimming Wires connected to Sensor Only (available option on FS-205 non-Bluetooth AMS sensor only) [8]		
DROP	1/2" drop lens		
E1F	End feed on one end (Pre-drilled hole for 1/2" fitting)		
E2F	End feed on both ends (Pre-drilled holes for 1/2" fitting)		
CCEA	Chicago Plenum		

NOTES:
1. Specify only when Continuous Row Mount.
2. No need to select, if sames as row length and section length.
3. Requires # STB as standard.
4. Standard with "FT" and "SF" mounting.
5. Comes with 1pc 8ft lens.
6. EM is installed in last 4' of luminaire sections. Separate section required 2SE or specified. Must specify voltage, not available with 347V.
7. This limited warranty covers electrical parts only and does not apply to labor, equipment lease, or defect from improper installation or operation.
8. Dimming wires provided and connected to sensor only, not for dimmer switch. (available with AMS and DPMS option)
9. Contact factory for other emergency ballast options.
10. Shipped separately.
11. Lumen per watt is around 15% less than standard CRI (80+).
12. Available with C9 (CRI 90+) only.
13. DesignLights Consortium® (DLC) qualified product. Not all versions of this product may be DLC qualified. Please check the DLC Qualified Products List at www.designlights.org/QPL to confirm which versions are qualified.
14. Cord is available in white or black. (Black is not available for the EM option)
15. Available with 4ft and 8ft only.
16. See NFC and IR manual in the separate attachment. If your phone is not compatible, please order "RS-IR" and follow the manual.
17. "RS-WS" option can be added if wish to have a wall switch, please see Enlighted Room Controller in the separate attachment.
18. Refer to color charts (RAL and/or Cardinal) in the separate attachment.
19. Only applicable for FT and SF mounting option.
20. Refer to Advanced Grouping Datasheet for its default setting and compatible wireless switches.
21. Compatible with T-bar ceiling type.
22. Compatible with hard ceiling type.
23. 347V cannot work with Emergency Battery Backup.
24. Only available for -FT mounting application.
25. Must specify voltage, not available with 347V.
26. Not available with any 1ft individual configuration due to space limitations.
27. Refer to a separate CUBE2-HC90 spec sheet to find more information.
28. For 3ft configuration, EM can only be remote mounted. Remote box is provided by others.
29. Automatic on/off is not available. For automatic on/off, additional occupancy sensor is required or a manual on/off switch can be done.
30. With TDM/ELV/SDxx/TDxx: Only available with line-voltage on/off occupancy sensor.

UTOPIA LIGHTING reserves the right to change specifications, drawings, dimensions without prior notice.

CUBE2

CUBE2-2-18L

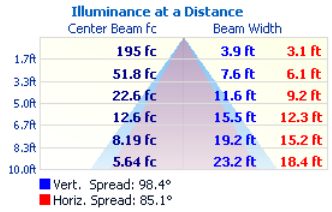

CUBE2-2-27L



CUBE2-2-36L

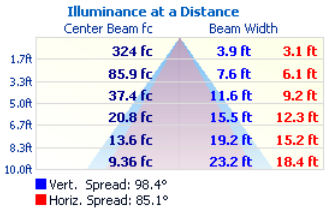

CUBE2-2-48L

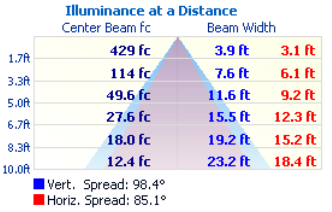

CUBE2-2-54L



CUBE2-3-18L

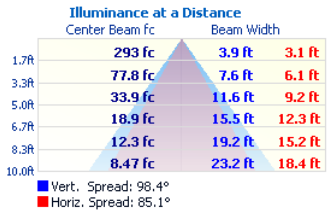

CUBE2-3-27L

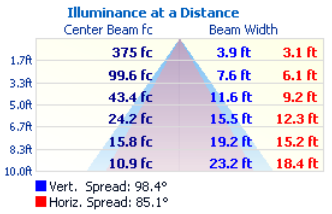

CUBE2-3-36L

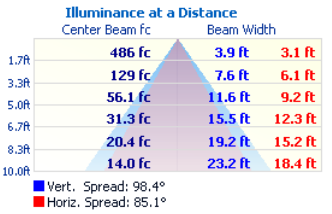

CUBE2-3-48L

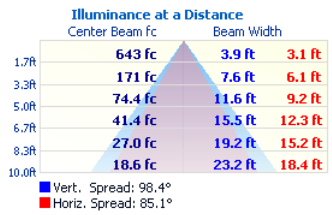

CUBE2-3-54L

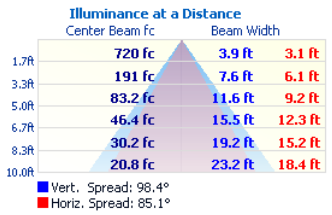

CUBE2-4-18L

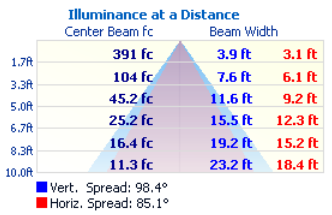

CUBE2-4-27L

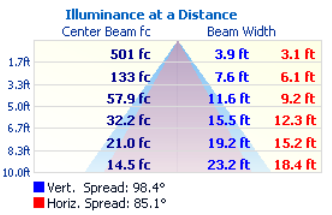

CUBE2-4-36L

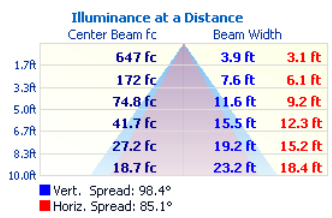

CUBE2-4-48L

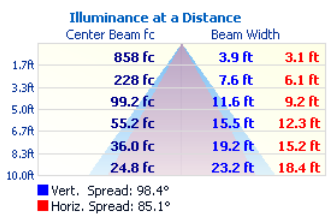

CUBE2-4-54L

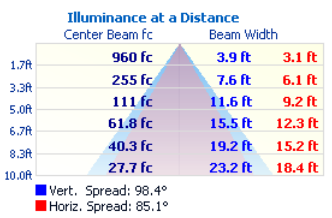

CUBE2-5-18L

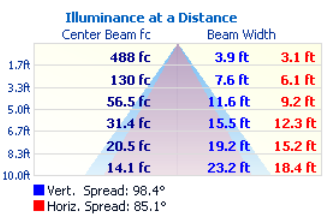

CUBE2-5-27L

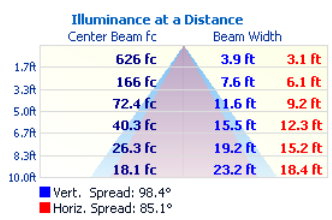

CUBE2-5-36L

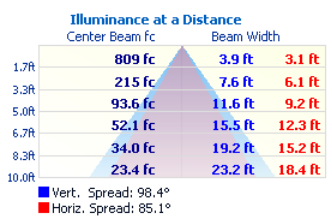

CUBE2-5-48L

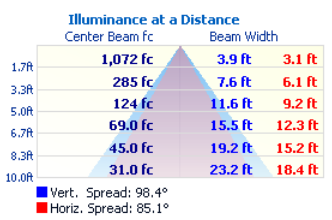

CUBE2-5-54L

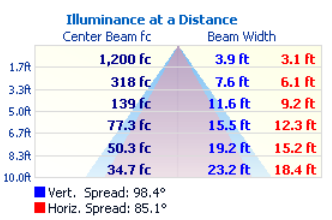

CUBE2-6-18L

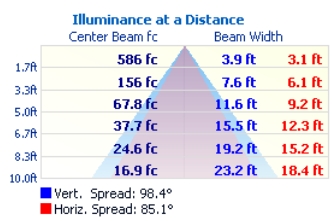

CUBE2-6-27L

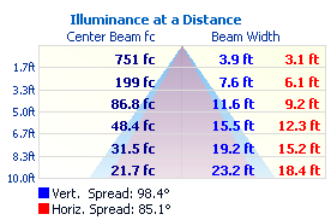

CUBE2-6-36L

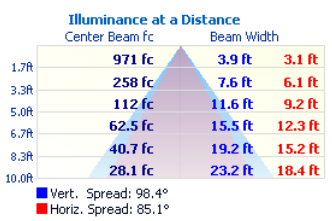

CUBE2-6-48L

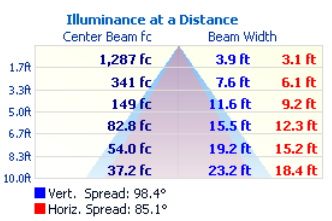

CUBE2

CUBE2-6-54L

Illuminance at a Distance

	Center Beam fc	Beam Width	
1.7ft	1,434 fc	3.9 ft	3.1 ft
3.3ft	381 fc	7.6 ft	6.1 ft
5.0ft	166 fc	11.6 ft	9.2 ft
6.7ft	92.3 fc	15.5 ft	12.3 ft
8.3ft	60.2 fc	19.2 ft	15.2 ft
10.0ft	41.4 fc	23.2 ft	18.4 ft

Vert. Spread: 98.4°
Horiz. Spread: 85.1°

CUBE2-8-18L

Illuminance at a Distance

	Center Beam fc	Beam Width	
1.7ft	782 fc	3.9 ft	3.1 ft
3.3ft	207 fc	7.6 ft	6.1 ft
5.0ft	90.4 fc	11.6 ft	9.2 ft
6.7ft	50.3 fc	15.5 ft	12.3 ft
8.3ft	32.8 fc	19.2 ft	15.2 ft
10.0ft	22.6 fc	23.2 ft	18.4 ft

Vert. Spread: 98.4°
Horiz. Spread: 85.1°

CUBE2-8-27L

Illuminance at a Distance

	Center Beam fc	Beam Width	
1.7ft	1,002 fc	3.9 ft	3.1 ft
3.3ft	266 fc	7.6 ft	6.1 ft
5.0ft	116 fc	11.6 ft	9.2 ft
6.7ft	64.5 fc	15.5 ft	12.3 ft
8.3ft	42.0 fc	19.2 ft	15.2 ft
10.0ft	28.9 fc	23.2 ft	18.4 ft

Vert. Spread: 98.4°
Horiz. Spread: 85.1°

CUBE2-8-36L

Illuminance at a Distance

	Center Beam fc	Beam Width	
1.7ft	1,295 fc	3.9 ft	3.1 ft
3.3ft	344 fc	7.6 ft	6.1 ft
5.0ft	150 fc	11.6 ft	9.2 ft
6.7ft	83.4 fc	15.5 ft	12.3 ft
8.3ft	54.3 fc	19.2 ft	15.2 ft
10.0ft	37.4 fc	23.2 ft	18.4 ft

Vert. Spread: 98.4°
Horiz. Spread: 85.1°

CUBE2-8-48L

Illuminance at a Distance

	Center Beam fc	Beam Width	
1.7ft	1,715 fc	3.9 ft	3.1 ft
3.3ft	455 fc	7.6 ft	6.1 ft
5.0ft	198 fc	11.6 ft	9.2 ft
6.7ft	110 fc	15.5 ft	12.3 ft
8.3ft	72.0 fc	19.2 ft	15.2 ft
10.0ft	49.6 fc	23.2 ft	18.4 ft

Vert. Spread: 98.4°
Horiz. Spread: 85.1°

CUBE2-8-54L

Illuminance at a Distance

	Center Beam fc	Beam Width	
1.7ft	1,920 fc	3.9 ft	3.1 ft
3.3ft	510 fc	7.6 ft	6.1 ft
5.0ft	222 fc	11.6 ft	9.2 ft
6.7ft	124 fc	15.5 ft	12.3 ft
8.3ft	80.5 fc	19.2 ft	15.2 ft
10.0ft	55.5 fc	23.2 ft	18.4 ft

Vert. Spread: 98.4°
Horiz. Spread: 85.1°

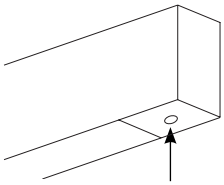

Sensor Plate



Lutron Vive Integral
fixture control installation



EasySense
fixture-mount installation

SIDE VIEW

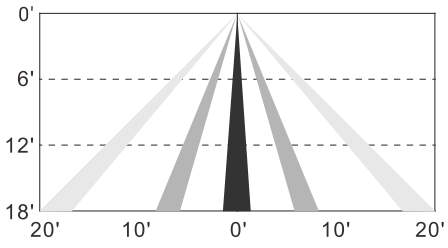

TOP VIEW

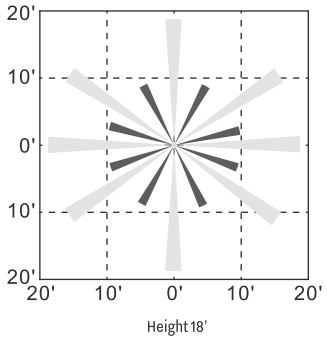

AMS, IFS105SE coverage pattern

UTOPIA LIGHTING reserves the right to change specifications, drawings, dimensions without prior notice.

CUBE2

- MOUNTING DETAILS

9/16” Grid Mounting Options

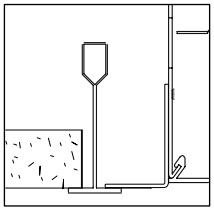

9/16” Grid, Standard Tile:
Specify G1 in part #

15/16” Grid Mounting Options

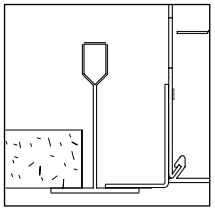

15/16” Grid, Standard Tile:
Specify G1 in part #

1” Grid Mounting Options

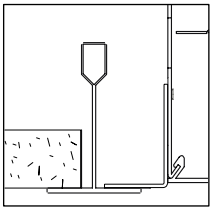

1” Grid, Standard Tile:
Specify G1 in part #

9/16” Screw Slot Mounting

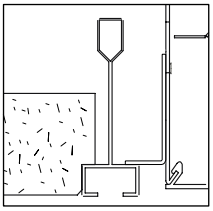

Screw Slot Grid:
Specify SS in part #

9/16” T-bar with Tegular Tile



9/16” T-bar with Tegular Tile:
Specify SS in part #

15/16” Grid with Tegular Tile



15/16” Grid with Tegular Tile:
Specify G1 in part#

- DRYWALL RECESSED CEILING

Flanged Trim

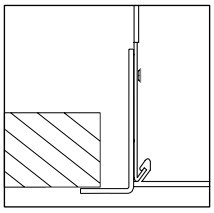

Exposed Flange Detail:
Specify FT in part #

Spackle Flanged Trim



Specify SF in part #

Rotating Crossbar

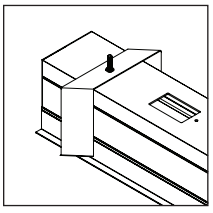

Rotating Crossbar is provided
with FT and SF type
as standard

Drywall

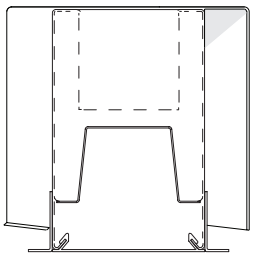

T-bar (G-1)

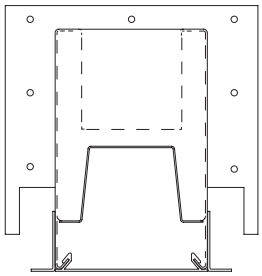

Screw Slot (SS)

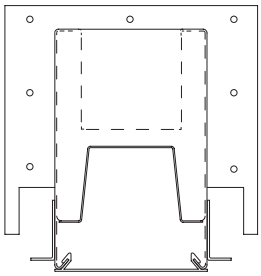

CW90

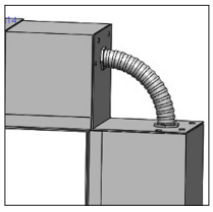

UTOPIA LIGHTING reserves the right to change specifications, drawings, dimensions without prior notice.

CUBE2-SF

All dimensions are in inches (millimeters).

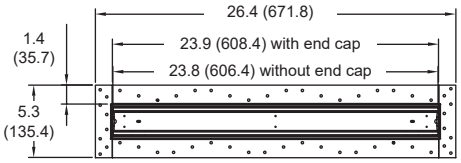

2FT

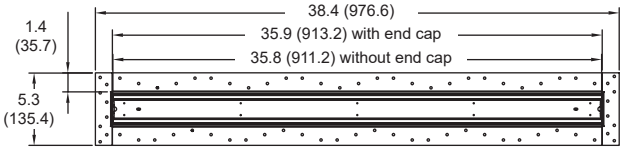

3FT

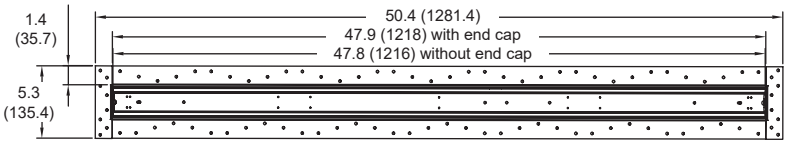

4FT

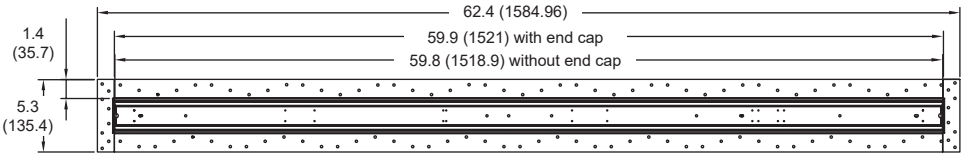

5FT

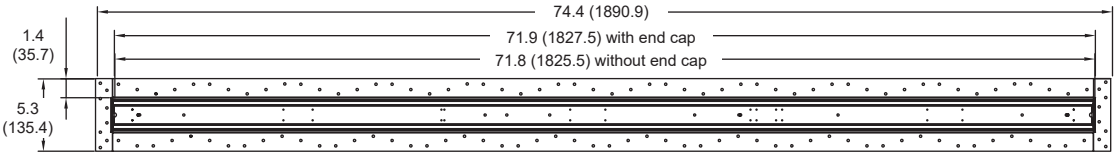

6FT

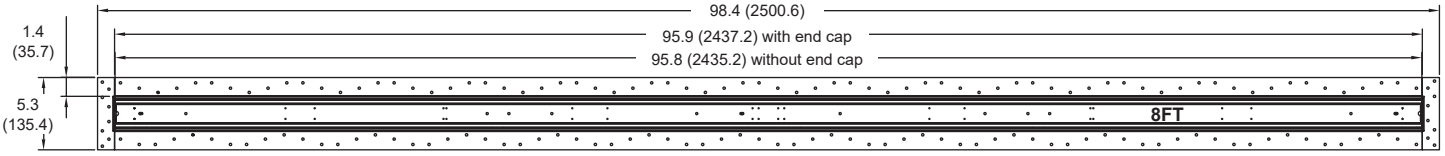

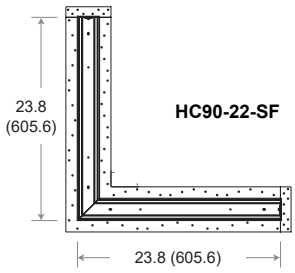

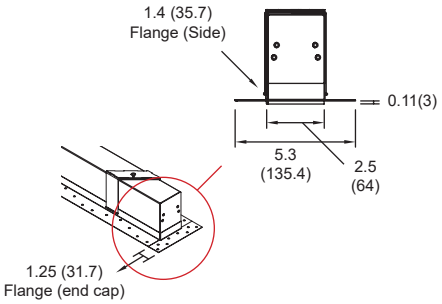

CUBE2-SS

* All -CONs are designed to fit the standard ceiling grid.

All dimensions are in inches (millimeters).

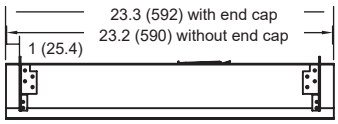

2FT

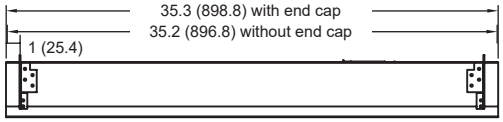

3FT

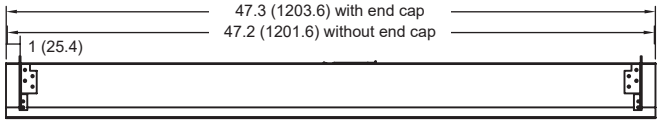

4FT

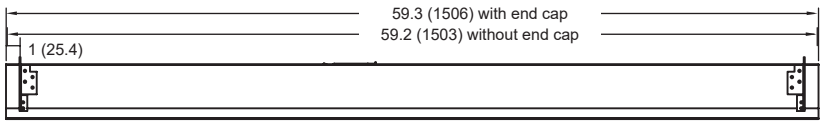

5FT



6FT

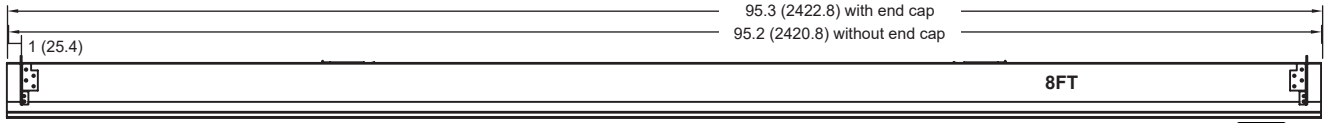

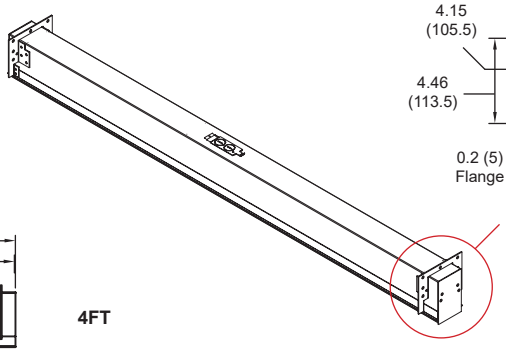

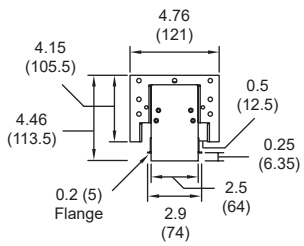

UTOPIA LIGHTING reserves the right to change specifications, drawings, dimensions without prior notice.

* All -CONs are designed to fit the standard ceiling grid.

All dimensions are in inches (millimeters).

CUBE2-G1

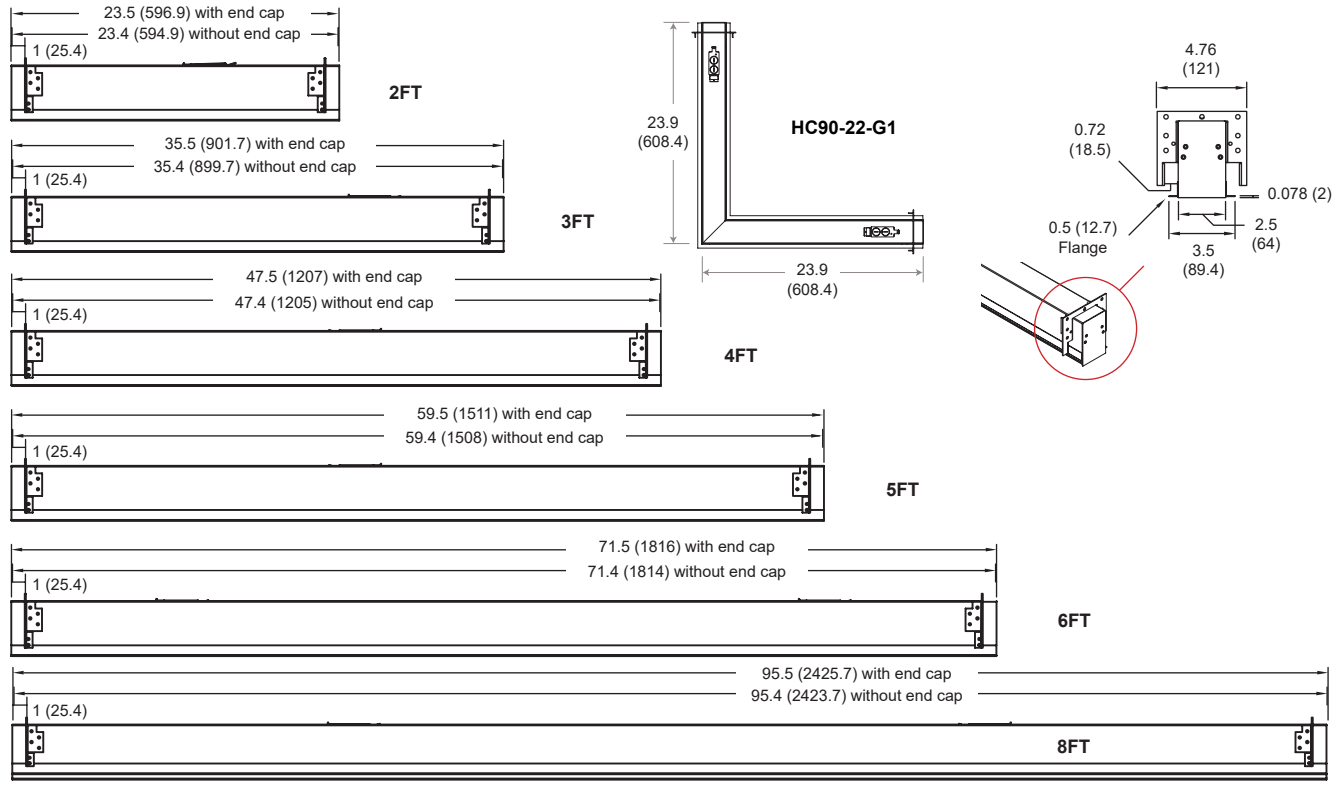

CUBE2-FT

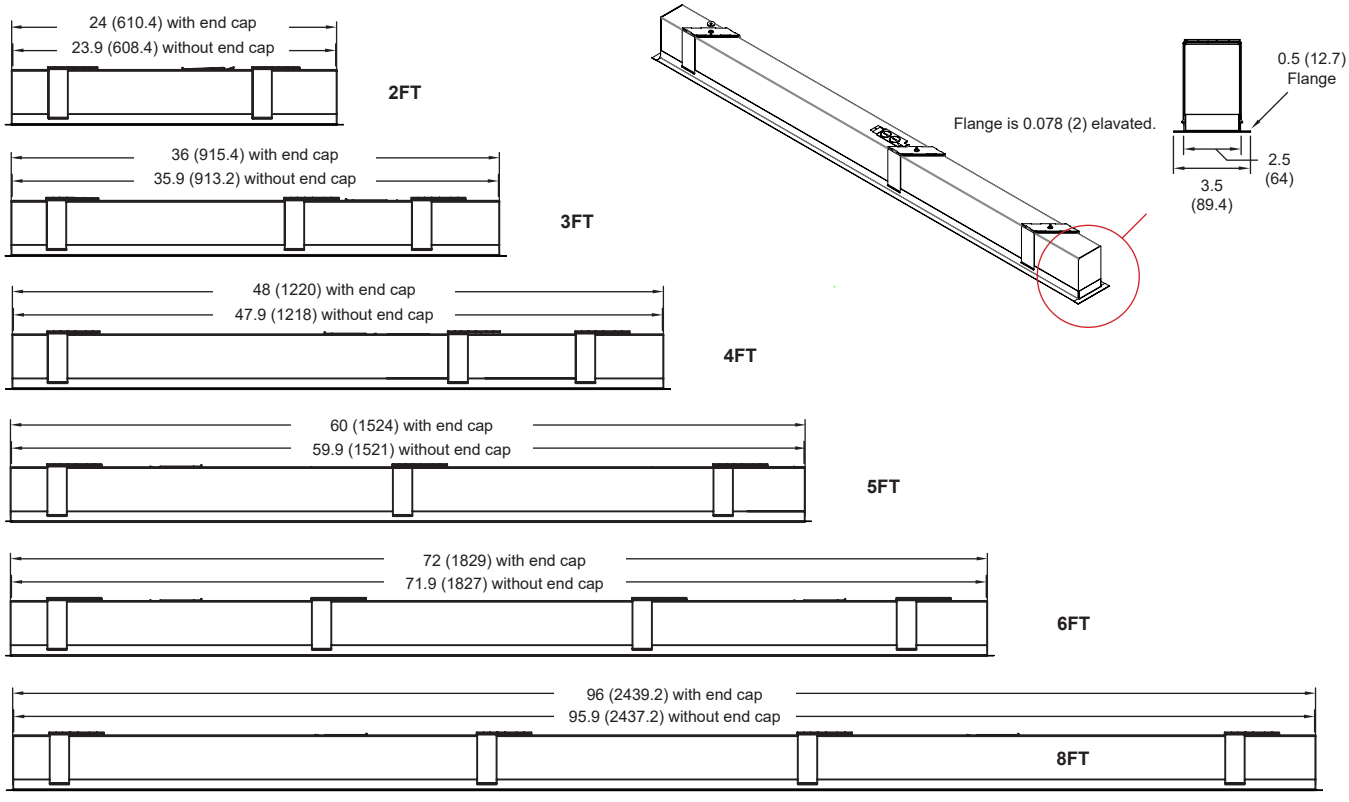

UTOPIA LIGHTING reserves the right to change specifications, drawings, dimensions without prior notice.

CUBE2

- LIT CONNECTOR

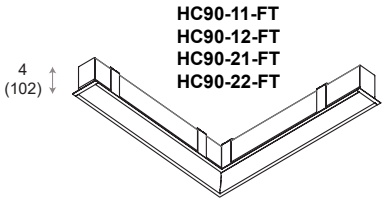

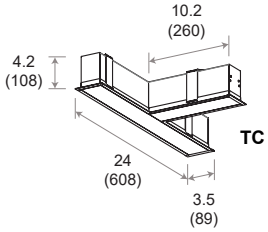

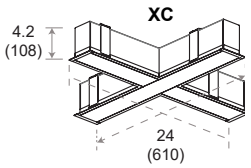

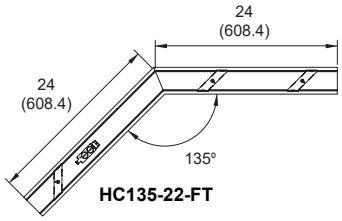

* See a separate CUBE2-HC90 spec sheet to find more information.

* See a separate CUBE2-HC90 spec sheet to find more information.

COMPATIBLE DIMMER SWITCH (TABLE 1)

Model #	Brand	Compatible Dimmer Switch	
(Blank)	-	<Leviton>	IP710-LFZ
		<Lutron>	Visit www.lutron.com/advance for a list of dimmers (Mark VII) that will work with this driver.
ES566	eldoLED SOLOdrive	<Busch-Jaeger>	2112U-101
		<Jung>	240-10
		<Leviton>	IllumaTech - IP710-DLX
		<Lightoller Controls>	ZP600FAM120
		<Merten>	5729
		<Pass & Seymour>	CD4FB-W
		<Wattstopper>	DCLV1
		<Sensor Switch>	nIO EZ
		<Synergy>	ISD BC
		<ABB>	SD/S 2.16.1
		<Lutron>	Nova T: NTFTV Diva - DVTV-xx, NFTV GRAFIK Eye: GRX-TVI w GRX3503 Energy Savr Node: QSN-4T16-S TVM2 Module
		<Crestron>	GLX-DIMFLV8, GLXP-DIMFLV8, GLPAC-DIMFLV4-*, GLPAC-DIMFLVV8-*, GLPP-DIMFLVEX-PM, GLPP-1DIMFLV2EX-PM, GLPP-1DIMFLV3EX-PM, DIN-AO8, DIN-4DIMFLV4, CLS-EXP-DIMFLV, CLCI-1DIMFLV2EX
LDE1	Lutron Hi-lume 1% EcoSystem	<Lutron>	PowPak Dimming Modules: RMJ-ECO32-DV-B, FCJ/FCJS-ECO [1, 2] Energi Savr Node (120V only): QSN-1EC0-S, QSN-2ECO-S GRAFIK Eye QS/Homeworks QS control unit (120V only): QSGRJ-_E(wireless) QSGR-_E Quantum Hub (120V only): QP2-_ _2C/4C/6C/8C Homeworks QS/myRoom Plus power module (120V only): LQSE-2ECO-D
PHSR [3]	Philips Xitanium Sensor-Ready	<Illumra>	Single Rocker Self-Powered Light Switch (on/off, dim-up/down) Illumra# ZBT-S1AWH Digi-Key# 1082-1033-ND Dual Rocker Self-Powered Light Switch (on/off, dim-up/down, scene1,2) Illumra# ZBT-S2AWH Digi-Key# 1082-1034-ND
TDM	KEYSTONE	<Lutron>	Diva DV-600P, SkyLark S-600P, Ariadni AY-600P, Ariadni TG-603P, Maestro MA-600 (Digital), Diva CFL/LED DVCL-153P, Satin Colors DVSC-600P-SW
		<Leviton>	6641, IllumaTech IPI06-1LX, ToggleTouch TGI06-1LW (Digital)
ELV	KEYSTONE	<Lutron>	MAELV-600BL (Digital), DVELV-300P, SkyLark SELV-300P
DTO	Philips Xitanium Gen.2 Philips Xitanium Sensor-Ready	<Lutron>	Nova T: #NTSTV-DV http://www.lutron.com/TechnicalDocumentLibrary/NovaTB.pdf See page13.
LTEA2W	Lutron Hi-lume 2-wire (120V forward voltage only)	<Lutron>	Visit http://www.lutron.com/TechnicalDocumentLibrary/369543_ENG.pdf for a list of compatible dimmer switches.

NOTES:
1. All devices connected to one FCJ/FCJS-ECO will be controlled together. Devices will dim to the same level as the result of a control command.
   For more detail on adjusting low-end light level refer to Application Note#556 at www.lutron.com.
2. For the Line/Hot (L/H) terminal on the driver, it is preferred not to use the switched hot (red) wire from the control but rather the hot wire directly from the power source.
3. Recommended for EasySense System.

CUBE 2 LIT CONNECTOR PATTERNS

The lit connector system allows continuous illumination all the way through the corner section.

Instruction:
- Please provide sketches illustrating corner types, overall dimensions including corner dimensions, and locations required.
- HC90, TC, and XC connectors are 90 degree corners (overall, outside dimension).

UTOPIA LIGHTING reserves the right to change specifications, drawings, dimensions without prior notice.