

RONDO2

Project Name:	
Type:	



APPLICATION

These color capable luminaires bring flexibility and open doors to various types of applications. The RGB technology is a combination of three primary colors - red, green, and blue - to form a different array of colors. The RGBW technology is a combination of those three primary colors in addition to white. Additional white LEDs illuminates a much purer white tone and brings flexibility for color mixing through the RGB chips. Playing with different colors of the LEDs can form infinite color hue possibilities to not only just illuminate space, but manipulate for your desired hue and shades. Flexible control solutions from wireless remote, Bluetooth, to DMX512 with a wall mount touch panel can provide an ultimate solution to optimize the needs from residential to commercial, healthcare, education, retails, entertainment, office, and more.

FEATURES:

- Remote driver standard, remote box provided.

MOUNTING:

- Pendant.
- Wall mount (5" std).

FINISH:

- Standard powder-coat textured white paint finish.
- Consult factory for custom colors.
- Comes with snap-in acrylic lens as standard.

LISTING:

- UL / CUL listed.
- Listed to UL 1598 and UL 8750
- UL listed for dry & damp location.
- Assembled in USA.
- Warranty:
 - Power Supply:** 5 years limited warranty.
 - DMX:** 3 years limited warranty.
 - LED:** 3 years limited warranty.

*These custom products are non-cancellable, non-returnable and non-refundable with the exception of manufacturer defects or damages.

ORDERING INFORMATION

EXAMPLE: RONDO2-IND-4-DLO-RGBW-40K-UNV-CV24-BLT

MODEL	ROW ¹	SECTION ²	LED (per/4ft section)	SYSTEM ⁴
RONDO2-IND (Individual Mount) RONDO2-CON (Continuous Row Mount)	xx' Specify nominal overall row length in 1' increments	2 2' Length 3 3' Length 4 4' Length 8 8' Length ³ X Custom Length ⁵	DLO Low output, 9.3W/ft DHO High output, 18.6W/ft	RGBW-30K RGBW with wireless or Bluetooth solution, 3000K white RGBW-40K RGBW with wireless or Bluetooth solution, 4000K white
RONDO2-SQ (Square)	X'-Y' Specify dimension in inches. (Minimum required dimension is 2'-2") Must provide a sketch on the last page.			
RONDO2-CM (Custom)	Must provide a sketch on the last page			

ANGLE	MOUNTING	VOLTAGE	FIXTURE FINISH	CORD FINISH	CANOPY FINISH
(Blank) 45 45° 90 90° 135 135° 180 180°	(Blank) Pendant W5 5" Wall Mount W12 12" Wall Mount	UNV 120-277V 120 120V 277 277V	(Blank) Matte White, RAL #9003 (Std.) *BK Black #RAL 9011 **CC Custom Color *AMB Anti-Microbial Coating (Matte Skye White)	(Blank) White (Std.) *BKC Black	(Blank) Matte White, RAL #9003 (Std.) *BK Black #RAL 9011 **CSS Custom Color Canopy

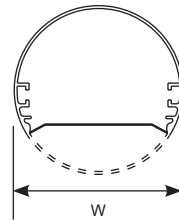
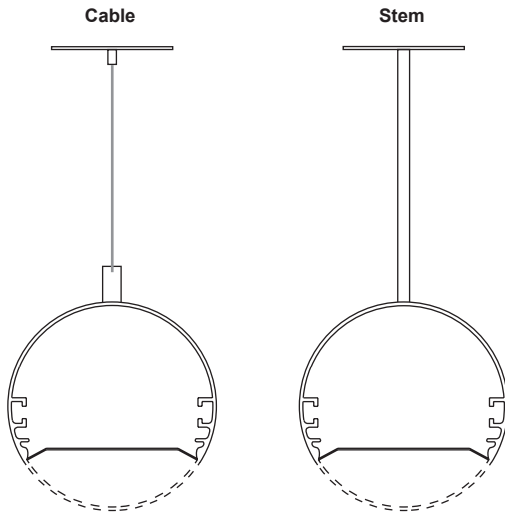
* Non-standard finish with extra charge.
** Additional charge & set up fee.

CEILING TYPE (for Pendant)	SUSPENSION LENGTH	LED DRIVER	CONTROLS ⁴
X1 T-bar ceiling X2 Hard ceiling X3 Sloped Hard ceiling	AC48 Adjustable Aircraft Cable Canopy 48"L AC96 Adjustable Aircraft Cable Canopy 96"L ST24 Stem Canopy 24"L ST48 Stem Canopy 48"L <small>* Contact factory for custom length. 1 pair (2 aircraft cables) standard for up to 8' length.</small>	CV24 24VDC Power Supply 4DMX 4-Channel DMX512 decoder	WL-MZ-WH 4-Zone RF remote, white WL-MZ-BK 4-Zone RF remote, black BLT Bluetooth / Smartphone App (Blank) No options or controls from below DMXT14 4-zone DMX512 wall mount touch panel, 100-240VAC input only DMXT8 4-zone DMX512 wall mount touch panel, 100-240VAC input only 5vdc adapter provided

RONDO2

OPTIONS	
LC	Non-lit L-shape horizontal plane coupling
LC-VD	Non-lit L-shape vertical drop coupling
LC-BT	Non-lit L-shape bottom receiving coupling
TC	Non-lit T-shape horizontal plane coupling
TC-VD	Non-lit T-shape vertical drop coupling
XC	Non-lit X-shape horizontal plane coupling
UDSC	Up and Down separate control
WL-HLD-WH	Remote holder for WL-MZ, white
WL-HLD-BL	Remote holder for WL-MZ, black

NOTES:
 1. Specify only when Continuous Row Mount.
 2. No need to select if the same as row length and section length.
 3. Comes with one-piece 8ft lens.
 4. Refer to Table 1 and Table 2 to find more information.
 5. Not all custom length may be available, contact factory for more information.



Specifications: RONDO2

Width: 2-1/2 Dia. (63)

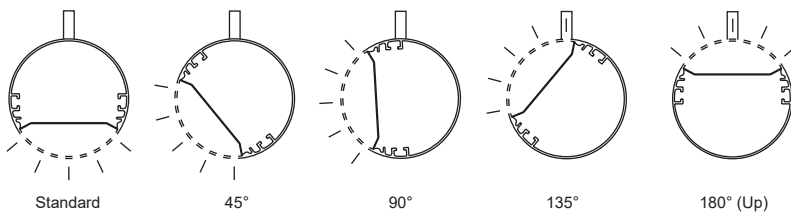
All dimensions are in inches (millimeters).

WEIGHT

Item	lbs	kg
RONDO2-2	5.08	2.3
RONDO2-3	6.01	2.72
RONDO2-4	6.76	3.06
RONDO2-8	10.88	4.93


*Compatible with 1/2" pipe stem (provided by others).

*Fixture can be customized: angle 45°, 90°, 135°, 180° (up light).
 *Field adjustable using allen key (provided).



WALL MOUNT

REMOTE BOX DETAILS



All dimensions are in inches (millimeters).

RONDO2

RGBW CONFIGURATION

Input Voltage	24V
Watt & Lumen Efficiency	9.3 W/FT, 563 LM/FT, 60.53 LM/W (DLO) 18.6 W/FT, 1126 LM/FT, 60.53 LM/W(DHO)
Lumen Output	Red: 36.82 LM/FT (DLO) 73.64 LM/FT (DHO)
	Green: 79.55 LM/FT (DLO) 159.10 LM/FT (DHO)
	Blue: 25.82 LM/FT (DLO) 51.64 LM/FT (DHO)
	White: DLO - 100.35 lm/W (30K), 116.8 lm/W (40K) DHO - 100.35 lm/W (30K), 116.8 lm/W (40K)
CRI for white LEDs	95
Color Consistency	3-step MacAdam binning
Lumen Maintenance	> 50,000 hours
Control Options	Wireless Easy control remote, Group / Multi Zone wireless remote, Bluetooth (Smartphone / APP)
Warranty	5 years limited warranty for power supply, 15 years limited warranty for LED source

CONTROL (TABLE 1)



* Remote holder sold separately

WL-MZ (RF remote control)

Dimensions	W 2" x D 0.825" x H 4.725"
Weight	0.1lbs
Signal Type	RF (Radio Frequency) 2.4GHz
Range	98ft from fixture open air
Zone / Mode	4 zones / 9 modes
Working Temp.	-4°F to 131°F (-20°C to 55°C)
* Battery	2 x AAA battery

* Not included



WL-HLD-WH



WL-HLD-BK



Smart Life




Tuya Smart

BLT (Bluetooth / Smartphone App)

	Bluetooth
Software	IOS 8.0 and up, Android 4.4 and up
App	Smart Life or Tuya Smart supported
Features	Group, Scenes
Bluetooth Distance	> 49ft in open area
Additional Feature	Home Management / Third party control -> Alexa, Google Assistant (by others)

RONDO2

4DMX (TABLE2)



4DMX (4-channel DMX decoder)

Dimensions	L 6.7" x W 2" x D 0.9"
Output Current	5A / channels
Input Voltage	12-24V DC
Output Power	4 x (60-120)W
Frequency	PWM output



DMXT14

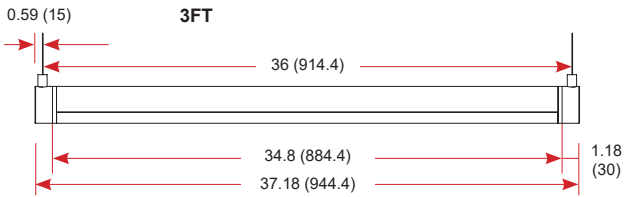
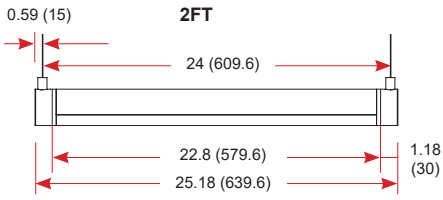
Zone	4 zone
Signal	DMX512 protocol
Dimensions	L 3.4" x H 3.4" x D 1.45"
Features	10 built-in mode, scene
Operating Temp.	-22°F ~ 131°F (-30°C ~ 55°C)



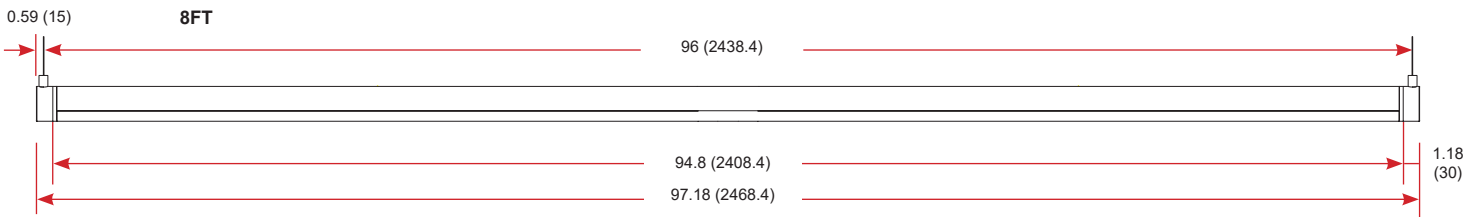
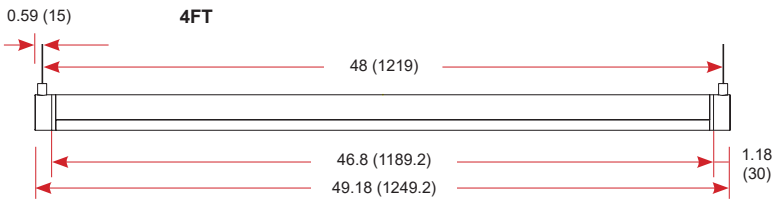
DMXT8

Zone	4 zone
Signal	DMX512 protocol
Dimensions	L 7" x H 1.3" x D 1.9"
Features	12 built-in mode, scene
Operating Temp.	-22°F ~ 131°F (-30°C ~ 55°C)

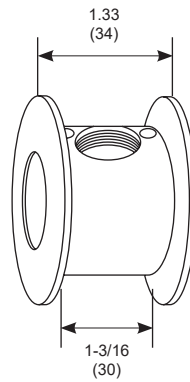
RONDO2



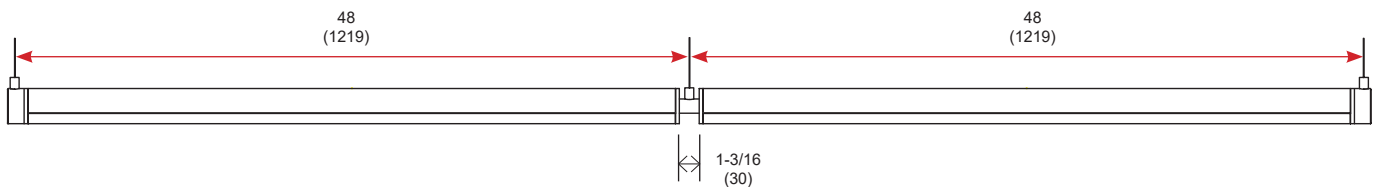
All dimensions are in inches (millimeters).



Coupling


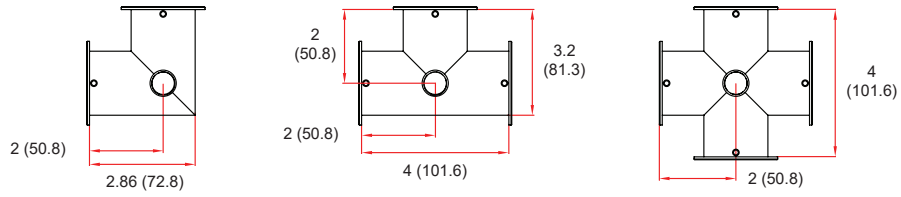


Coupling for continuous run

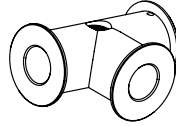


Total run = 97.05 (2465)
 Calculation: $(1245-30) \times 2 + 30 = 2460$
 * Recommended to calculate in mm. for precised measurement.

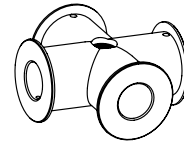
RONDO2



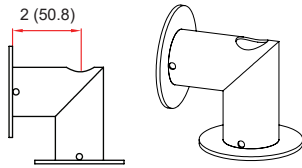
LC



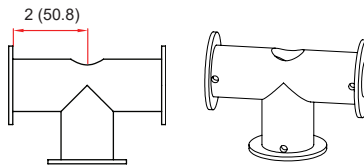
TC



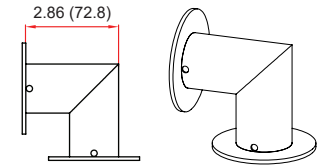
XC



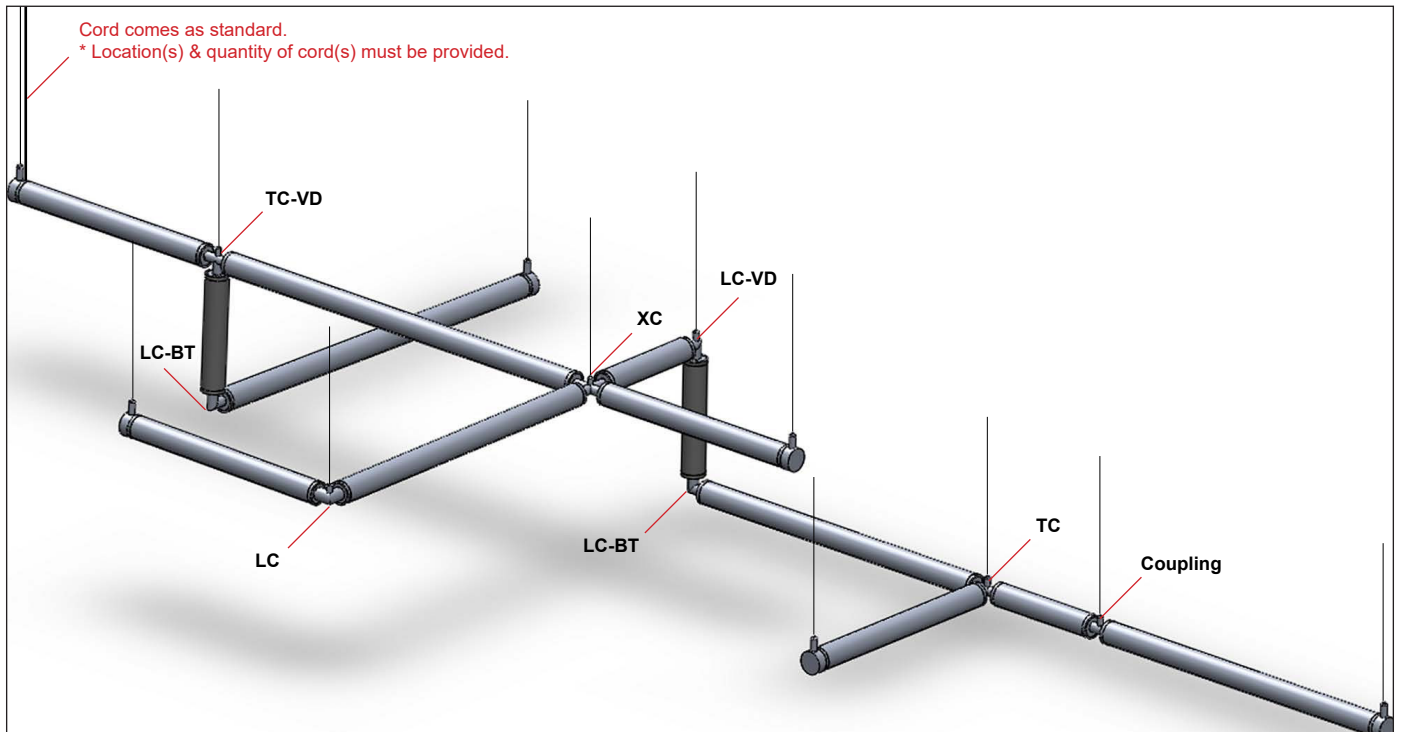
LC-VD



TC-VD



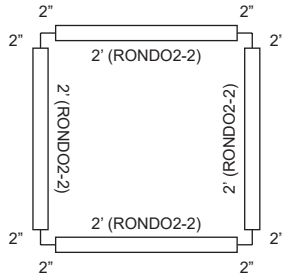
LC-BT



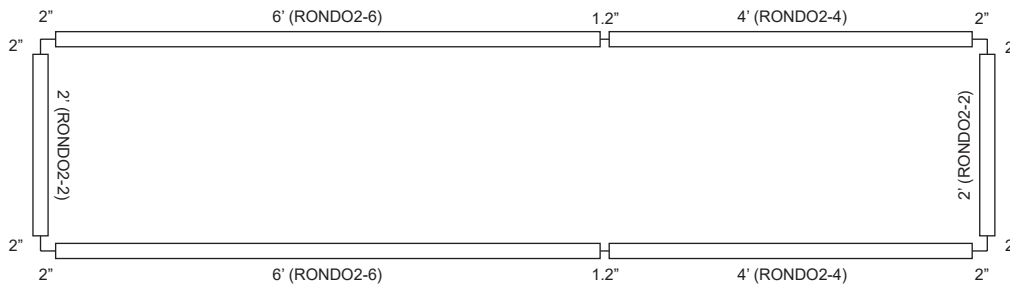
RONDO2

RONDO2-SQ examples (Measurement from center point)

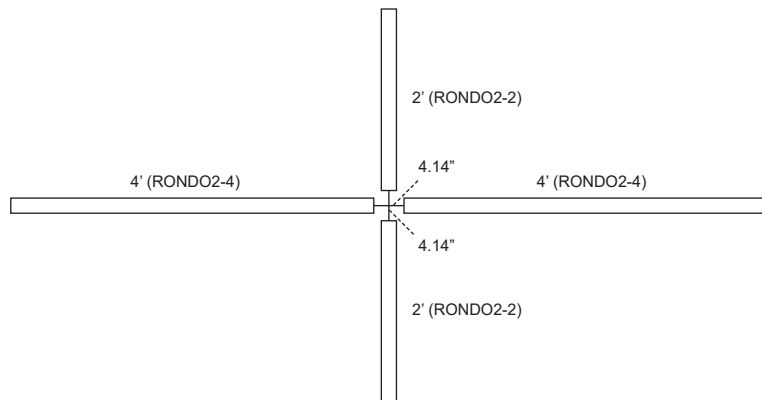
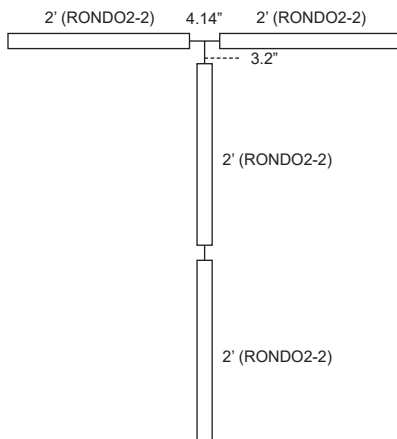
2'4"-2'4" (Minimum)



10'5.2"-2'4" (Minimum)



RONDO2-CM examples (Measurement from center point)



ARCHITECTURAL LINEAR

RONDO2 LIT CONNECTOR PATTERNS

The lit connector system allows continuous illumination all the way through the corner section.

Instruction:

- Please provide sketches illustrating corner types, overall dimensions including corner dimensions, and locations required.
- HC90, TC, and XC connectors are 90 degree corners (overall, outside dimension).

