

RSHL-C

Project Name:	
Type:	

**APPLICATION**

Family of direct and indirect luminaires component high reflectance. Recessed fixture with slope high transmission diffuser panels manage contrast and generate soft even higher angle luminance. Ideal for hospitals, hallway, conference rooms, offices, schools and other numerous other commercial applications.

FEATURES:

- Architectural low-profile design, shallow direct/indirect housing, 22-gauge die formed C.R.S steel galvanized housing with high reflectance.
- Non-glare white powder coat finish over rust inhibiting phosphate coat for maximum corrosion resistance.
- Shallow recessed luminaires, available in dual enclosed lens configurations.
- 86% minimum average reflective white powder coat housing.
- Impact modified lens to be white translucent acrylic engineered optical uniformity and non-glare with a ribbed prism design. Tool-free removable and hinged from side.
- Reflectors and shields in textured matte white powder coated finish.
- Wide distribution volumetric illumination.

MOUNTING:

- Recessed mount in expose T-bar ceilings, Internal T-bar safety clips.
- Field installed flange kits are available.
- Compatible with most ceiling types.

LED:

- Color Temperature: 3500/4000/5000 (K).
- LED Module: High efficiency up to 162 LPW.
- Service life: Greater than 60,000 hours (L_{80}) minimizing maintenance frequency.
- Poke in wire connectors.
- Color variation within 3-step MacAdam ellipse.
- Custom watt / lumens are tuned in house, max:
RSHL-22-C (up to 7,168 lm)
RSHL-24-C (up to 12,000 lm)

ELECTRICAL:

- High power factor electronic driver, operate from a 108 ~ 305 Vac input range, 50 / 60 Hz.
- Features included over voltage protection, surge, short circuit protection and over load protection.
- Power Factor: typical > 0.90
- Class 2 and SELV
- 0-10V dimmable driver as standard.
- To find an approved dimmer switch, please see table 1.
- Ambient Operating Temperature:
-4°F (-20°C) ~ 122°F (50°C).
- <ELCU-200>
- Guarantees emergency lighting remains ON or is turned on when power to the control device is lost.
- Interfaces with fire alarm panel or security system.
- "Watchdog" feature allows emergency loads to be controlled in tandem with normal power loads.
- UL listed for use in emergency circuits.

LISTING:

- UL/CUL listed and labeled.
- Listed to UL 1598 and UL 8750.
- DLC premium listed. ²
- CEC Compliant EM (please contact for more information)
- Recessed Luminaires, Type IC
- Suitable for damp locations.
- 5 year warranty.
- ARRA compliant (optional).
- BAA compliant (optional).
- Trade Agreements Act compliant (optional).
- Bluetooth Mesh System available, please contact factory for more information.

CONFIGURATIONS


Series	Size	AC Input Wattage	Lumen Output (4000K)	Lumen Efficiency (4000K)
RSHL-C	1' x 4'	34W	4284 lm	126 lm/W
	2' x 2'	34W	4354 lm	128 lm/W
	2' x 4'	45W	5861 lm	130 lm/W

	Multiplier		
CCT	3000K	3500K	5000K
1X4	0.9502	0.9837	1.0173
2X2	0.9891	0.9951	1.0119
2X4	0.9809	0.9980	1.0030



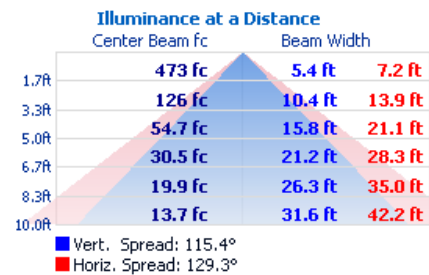
Lutron Vive Integral fixture control installation on RSHL-C

RSHL-C

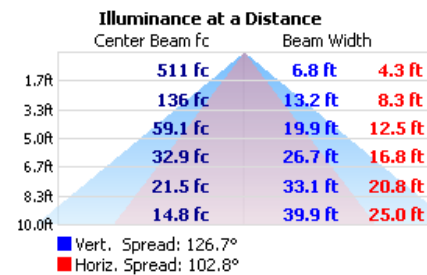


AIR VENTS (optional)

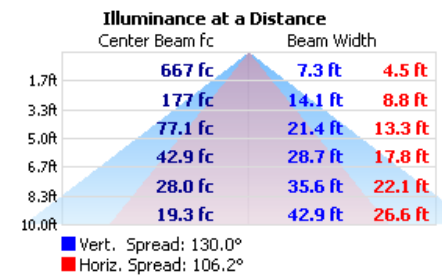
RSHL-14-C-L36



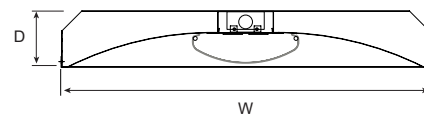
RSHL-22-C-L36



RSHL-24-C-L42

Specifications: 1'x4'

Length: 47.8 (1213)
Width: 11.75 (298)
Depth: 2 (50)
Weight: 7.7 lbs (3.5 kg)

Specifications: 2'x2'

Length: 24 (608)
Width: 23-11/16 (602)
Depth: 3-15/32 (88)
* Depth increased up to 5.2" (132) with SMK option.
Weight: 10.8 lbs (4.9 kg)

Specifications: 2'x4'


Length: 48 (1218)
Width: 23-11/16 (602)
Depth: 3-15/32 (88)
* Depth increased up to 5.2" (132) with SMK option.
Weight: 21.16 lbs (9.6 kg)

All dimensions are in inches (millimeters).


RSHL-C


ORDERING INFORMATION

EXAMPLE: RSHL-24-C-L42-40K-UNV-DM

MODEL	SIZE	SHIELD	LED	COLOR TEMP.	EFFICACY	CRI	MOUNTING
RSHL	14 1' x 4'	C Center	L36 34W	-27K 2700K ¹²	(Blank) HE Standard High Efficacy 	(Blank) C9 80+ CRI 90+ CRI ¹¹	(Blank) FK SMK Grid Flange ¹ Surface Mount Kit ¹³
	22 2' x 2'		L36 34W	-30K 3000K			
	24 2' x 4'		L42 45W	-35K 3500K			
				-40K 4000K (Std.)			
				-50K 5000K			

* Contact factory for custom wattage or lumen requirement.⁴

DIFFUSER	VOLTAGE	LED DRIVER
(Blank) Acrylic Diffuser with Overlay	UNV 120 277	120-277V 120V 277V DM Dimming Ballast 10~100% dim (Std.) DM1 Dimming Ballast 1~100% dim SD40 40% / 100% Bi-Level Step dim SDXX XX% / 100% Bi-Level Step dim (Specify XX : 10%~70%) TDM Triac Dim. (120V only) TD30/70 30% / 70% / 100% Tri-Level Step dim TDXX/YY XX% / YY% / 100% Tri-Level Step dim (Specify XX, YY : 10% ~ 70%) LDE1 Hi-lume 1% EcoSystem LED driver with Soft-on, Fade-to-Black dimming technology, 100% ~ 1% dim ELV ELV compatible (reverse-phase or trailing-edge), (120V only) PHSR Philips Xitanium Sensor-Ready, Dali 5%~100% dim. TRIOT Tridonic IoT ready, 1-100% dim via Smart Module Interface (SMI), automated dimming/lighting controls via Enlighted Sensor Interface ED560 eldoLED LightShape DALI dim to dark, 0.1% ~ 100% LTEA2W Hi-lume 1% 2-wire LED driver (120V forward phase only) PHDL Philips Xitanium Sensor-Ready, Dali 5%~100% dim  BLT Bluetooth Mesh System (contact factory for more information)

OPTIONS	LIGHTING CONTROL SYSTEM
EMG8 1296 LUMEN EM Battery Backup (CEC Compliant EM) ³ EMG15 2430 LUMEN EM Battery Backup (CEC Compliant EM) ³ EMG20 3240 LUMEN EM Battery Backup (CEC Compliant EM) ³ EMG25 4050 LUMEN EM Battery Backup (CEC Compliant EM) ³ ELCU-200 Fail-to-on Emergency lighting, UL924 ⁵ GTD Bodine Generator Transfer Device GTD10DIM Bodine Generator Transfer Device (0-10VDC Dimmer Override) PW6-185 3/8" Flex with 0-10V Dimming Leads ARRA Assembled in USA for Buy American act BAA BAA(Buy American Act) and BABA(Build America Buy America) compliant TAA Trade Agreements Act compliant O7W Optional 7 Years Limited Warranty ⁵ O10W Optional 10 Years Limited Warranty ⁵ AIR Air Supply/Return ¹⁰	HC403 Integrated Microwave bi-level Occupancy Sensor <u><Lutron Vive System Enabled></u>  Click Here! <u><EasySense></u> SNS200 EasySense Fixture-mount occupancy sensing, daylight harvesting and task tuning in one device (Must be ordered with PHSR driver) ^{7,9} RS-IR IR dongle v2.0 for EasySense control <u><Enlighted></u> SU-5E Enlighted IoT ready 0-10V Indoor Micro sensor with occupancy/vacancy detection, daylight harvesting, thermal sensing, task tuning, and room and zone control, Bluetooth enabled (Must be ordered with TRIOT) ⁸ RS-WS Enlighted Room controller providing basic control functions of a standard wall switch with preset dimming capability <u><Bluetooth></u> PPA102S Bluetooth Powerpack (Consult factory for installation location) CASAMBI Contact factory for CASAMBI READY options

NOTES:

- Flange kits are supplied in separate boxes, field installed.
- DesignLights Consortium® (DLC) qualified product. Not all versions of this product may be DLC qualified. Please check the DLC Qualified Products List at www.designlights.org/QPL to confirm which versions are qualified.
- Contact factory for other emergency ballast options.
- Custom wattage products are not DLC qualified.
- This limited warranty covers electrical parts only and does not apply to labor, equipment lease, or defect from improper installation or operation. (EM battery backup does not included)
- Shipped separately.
- See NFC and IR manual in the separate attachment. If your phone is not compatible, please order "RS-IR" and follow the manual.
- "RS-WS" option can be added if wish to have a wall switch, please see Enlighted Room Controller in the separate attachment.
- Refer to Advanced Grouping Datasheet for its default setting and compatible wireless switches.
- 10-12 weeks lead time. 100 pcs MOQ.
- Lumen per watt is around 15% less than standard CRI (80+).
- Available with C9 (90+ CRI) only.
- Not available with RSHL-14.

RSHL-C

COMPATIBLE DIMMER SWITCH (TABLE 1)

Model #	Brand	Compatible Dimmer Switch	
(Blank)	-	<Leviton>	IllumaTech IP7 series
		<Lutron>	Visit www.lutron.com/advance for a list of dimmers (Mark VII) that will work with this driver.
		<Philips>	Sunrise : SR1200ZTUNV
ES566	eldoLED SOLOdrive	<Busch-Jaeger>	2112U-101
		<Jung>	240-10
		<Leviton>	IllumaTech - IP710-DLX
		<Lightoller Controls>	ZP600FAM120
		<Merten>	5729
		<Pass & Seymour>	CD4FB-W
		<Wattstopper>	DCLV1
		<Sensor Switch>	nIO EZ
		<Synergy>	ISD BC
		<ABB>	SD/S 2.16.1
		<Lutron>	Nova T: NTFTV Diva - DVTv-xx, NFTV GRAFIK Eye: GRX-TVI w GRX3503 Energy Savr Node: QSN-4T16-S TVM2 Module
		<Crestron>	GLX-DIMFLV8, GLXP-DIMFLV8, GLPAC-DIMFLV4-*, GLPAC-DIMFLVV8-*, GLPP-DIMFLVEX-PM, GLPP-1DIMFLV2EX-PM, GLPP-1DIMFLV3EX-PM, DIN-AO8, DIN-4DIMFLV4, CLS-EXP-DIMFLV, CLCI-1DIMFLV2EX
ED560	eldoLED DUALdrive	<Lunatone>	SS-LUNAT PS2 30mA SS-LUNAT Touch or BT SS-LUNAT Comm
LDE1	Lutron Hi-lume 1% Eco-System	<Lutron>	PowPak Dimming Modules: RMJ-ECO32-DV-B, FCJ/FCJS-ECO ^{1,2} Energi Savr Node (120V only): QSN-1ECO-S, QSN-2ECO-S GRAFIK Eye QS/Homeworks QS control unit (120V only): QSGRJ- _E(wireless) QSGR- _E Quantum Hub (120V only): QP2- _ _2C/4C/6C/8C Homeworks QS/myRoom Plus power module (120V only): LQSE-2ECO-D
PHSR ³	Philips X'tanium Sensor-Ready	<Illumra>	<u>Single Rocker Self-Powered Light Switch (on/off, dim-up/down)</u> Illumra# ZBT-S1AWH Digi-Key# 1082-1033-ND <u>Dual Rocker Self-Powered Light Switch (on/off, dim-up/down, scene1,2)</u> Illumra# ZBT-S2AWH Digi-Key# 1082-1034-ND
TDM	KEYSTONE	<Lutron>	Diva DV-600P, SkyLark S-600P, Ariadni AY-600P, Ariadni TG-603P, Maestro MA-600 (Digital), Diva CFL/LED DVCL-153P, Satin Colors DVSC-600P-SW
		<Leviton>	6641, IllumaTech IPI06-1LX, ToggleTouch TGI06-1LW (Digital)
ELV	KEYSTONE	<Lutron>	MAELV-600BL (Digital), DVELV-300P, SkyLark SELV-300P
LTEA2W	Lutron Hi-lume 2-wire (120V forward voltage only)	<Lutron>	Visit http://www.lutron.com/TechnicalDocumentLibrary/369543_ENG.pdf for a list of compatible dimmer switches.

NOTES:

- All devices connected to one FCJ/FCJS-ECO will be controlled together. Devices will dim to the same level as the result of a control command. For more detail on adjusting low-end light level refer to Application Note#556 at www.lutron.com.
- For the Line/Hot (L/H) terminal on the driver, it is preferred not to use the switched hot (red) wire from the control but rather the hot wire directly from the power source.
- Recommended for EasySense System.