

## TRV-2G

Project Name:

Type:



## APPLICATION

Specification troffer design with hi-transmission acrylic, high performance static luminaires provide excellent visual control and subtle soft indirect illumination. It is high efficiency, great performance and value make it an ideal choice for commercial and institutional environments.

## FEATURES:

- Die formed, cold-rolled, 20-gauge steel construction provides durability and strength.
- Finish in high-gloss baked white enamel over rust inhibiting phosphate coating for maximum corrosion resistance.
- High reflectance white reflector distributes light through both optical elements.
- Unique door frame design delivers a premium extruded appearance.
- Door latches and hinges from either side as standard.

## SHIELDING:

- Two slope panels of the units are high transmission acrylic that provide a low-brightness glow.

## MOUNTING:

- Recessed mounted in expose T-bar ceilings, Internal T-bar safety clips.
- Field installed flange kits are available.

## LED:

- High quality array LEDs.
- LM80
- Color Temperature: 2700/3000/3500/4000/5000 (K)
- Color Rendering Index: > 82.8
- Calculated L70: 122,000 hours
- Reported L70: +60,000 hours

## ELECTRICAL:

- High power factor electronic driver, operate from a 120~277 Vac input range, 50 / 60 Hz.
- Generic : 0-10V 10% dim. (GR)
- Power Factor: +0.9
- Efficiency: +85%
- Ambient Operating Temperature: -22°F (-20°C) ~ 122°F (50°C).
- Constant Current, Class 2
- <ELCU-200>
- Guarantees emergency lighting remains ON or is turned on when power to the control device is lost.
- Interfaces with fire alarm panel or security system.
- "Watchdog" feature allows emergency loads to be controlled in tandem with normal power loads.
- UL listed for use in emergency circuits.

## LISTING:

- UL/CUL listed and labeled.
- Listed to UL 1598 and UL 8750.
- Suitable for damp locations.
- CEC Compliant EM (please contact for more information)
- ARRA compliant (optional).
- BAA compliant (optional).
- Trade Agreements Act compliant (optional).
- 7 or 10 years limited warranty. (optional) <sup>3</sup>
- Bluetooth Mesh System available, please contact factory for more information.

## CONFIGURATIONS

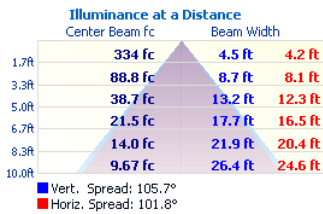
Series	Size	Model #	AC Input	Lumen Output	Lumen Efficiency
TRV-2G	1' x 4'	25LED	24.24W	2498.6 lm	103.1 lm/W
		36LED	36W	3711 lm	
		41LED	40.67W	4193.08 lm	
		54LED	54.2W	5588.02 lm	
	2' x 2'	18LED	18W	2160 lm	120 lm/W
		28LED	27.73W	3327.5 lm	
		36LED	36.5W	4380 lm	
		44LED	44.2W	5304 lm	
	2' x 4'	54LED	54W	6480 lm	132.3 lm/W
		28LED	27.73W	3668.67 lm	
		36LED	36.5W	4828.95 lm	
		44LED	44.2W	5847.66 lm	
		56LED	56.4W	7461.72 lm	
		72LED	72W	9525 lm	

## OUTPUT CURRENT

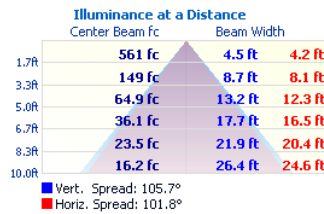
		Bi-Level		Tri-Level (Default)	
SW1	SW2	Config Range	Default	Config Range	Default
Close	Open	10% - 70%	40%	10% - 70%	30%
Open	Close	10% - 70%	40%	10% - 70%	70%
Close	Close	100%	100%	100%	100%
Open	Open	0%	0%	0%	0%

## TRV-2G

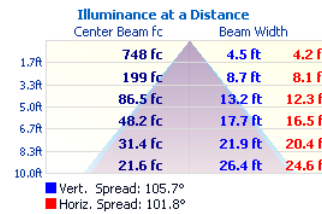
TRV-2G-14-25LED



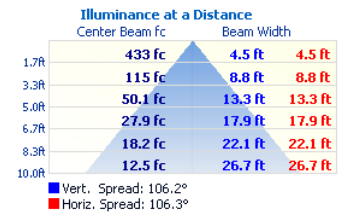
TRV-2G-14-41LED



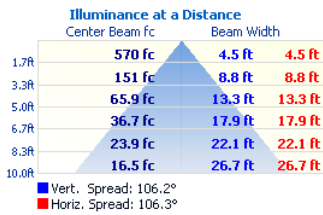
TRV-2G-14-54LED



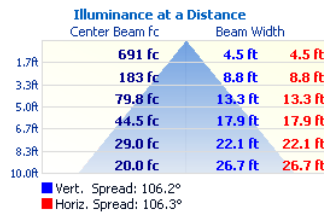
TRV-2G-22-28LED



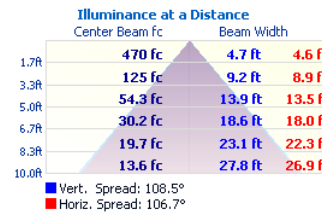
TRV-2G-22-36LED



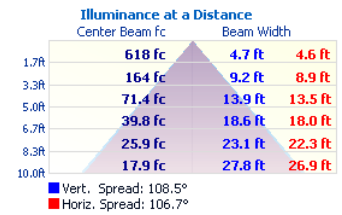
TRV-2G-22-44LED



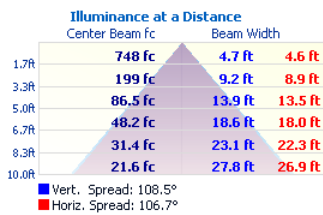
TRV-2G-24-28LED



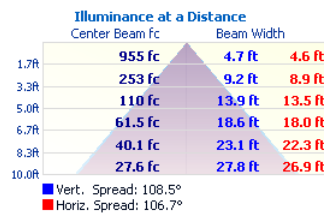
TRV-2G-24-36LED



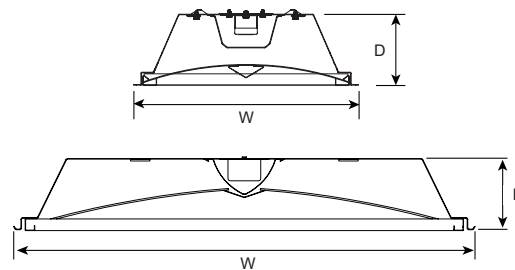
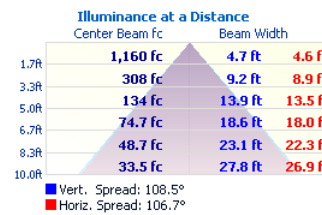
TRV-2G-24-44LED



TRV-2G-24-56LED



TRV-2G-24-68LED

Specifications: 1'x4'

Length: 47-3/4 (1213)  
Width: 11-3/4 (298.4)  
Depth: 4-1/2 (114.3)

Specifications: 2'x2'

Length: 23-3/4 (603)  
Width: 23-15/16 (608)  
Depth: 3-1/2 (88.9)

Specifications: 2'x4'


Length: 47-3/4 (1213)  
Width: 23-15/16 (608)  
Depth: 3-1/2 (88.9)

All dimensions are in inches (millimeters).


## TRV-2G

## ORDERING INFORMATION

EXAMPLE: TRV-2G-24-36LED-40K-UNV

MODEL	SIZE	LED	COLOR TEMP.	EFFICACY	CRI	TRIM TYPE
TRV-2G	14 1' x 4'	25LED 25W LED 36LED 36W LED 41LED 41W LED 54LED 54W LED	-27K 2700K <sup>4</sup> -30K 3000K -35K 3500K -40K 4000K -50K 5000K	(Blank) HE Standard High Efficacy 	(Blank) C9 80+ CRI 90+ CRI <sup>5</sup>	(Blank) FK SMK Grid Flange <sup>1</sup> Surface Mount Kit
	22 2' x 2'	18LED 18W LED 28LED 28W LED 36LED 36W LED 44LED 44W LED 54LED 54W LED				
	24 2' x 4'	28LED 28W LED 36LED 36W LED 44LED 44W LED 56LED 56W LED 72LED 72W LED				

\* Contact factory for custom wattage or lumen requirement.

VOLTAGE	LED DRIVER
UNV 120-277V 120 277	<p>GR DM1 SD40 SDXX TDM TD30/70 TDXX/YY ES566</p> <p>Generic, 0-10V 10% dim (Std.)<sup>8</sup> Generic 0-10V 1% dim 40% / 100% Bi-Level Step dim XX% / 100% Bi-Level Step dim (Specify XX: 10%~70%) Triac Dim. (120V only) 30% / 70% / 100% Tri-Level Step dim XX% / YY% / 100% Tri-Level Step dim (Specify XX, YY: 10% ~ 70%) eldoLED SOLOdrive Natural Dimming to dark, 0-10V, 100% ~ 0.1% dim</p> <p>LDE1 ELV PHSR PHDL ED560 DMX DLM LTEA2W</p> <p>Hi-lume 1% EcoSystem LED driver with Soft-on, Fade-to-Black dimming technology, 100% ~ 1% dim ELV compatible (reverse-phase or trailing-edge), (120V only) Philips Xitanium Sensor-Ready, Dali 5%~100% dim Philips Xitanium DALI driver, Dim to 5% eldoLED LightShape DALI dim to dark, 0.1% ~ 100% DMX512 control system (Only available with RGB+W option) Wattstopper's DLM interface (Only available with RGB+W option) Hi-lume 1% 2-wire LED driver (120V forward phase only)</p> <p> BLT Bluetooth Mesh System (contact factory for more information)</p>

OPTIONS	LIGHTING CONTROL SYSTEM
<p>PW6 Pre-wired 6' Whip Flex #18/3</p> <p>EMG8 1296 LUMEN EM Battery Backup (CEC Compliant EM)<sup>2</sup></p> <p>EMG15 2430 LUMEN EM Battery Backup (CEC Compliant EM)<sup>2</sup></p> <p>EMG20 3240 LUMEN EM Battery Backup (CEC Compliant EM)<sup>2</sup></p> <p>EMG25 4050 LUMEN EM Battery Backup (CEC Compliant EM)<sup>2</sup></p> <p>ELCU-200 Fail-to-on Emergency lighting, UL924<sup>6</sup></p> <p>GTD Bodine Generator Transfer Device</p> <p>GTD10DIM Bodine Generator Transfer Device (0-10VDC Dimmer Override)</p> <p>O7W Optional 7 Years Limited Warranty<sup>3</sup></p> <p>O10W Optional 10 Years Limited Warranty<sup>3</sup></p> <p>AMB Anti-Microbial Coating (Matte Skye White)</p> <p>HC403 Microwave bi-level Occupancy Sensor, adjustable via DIP switch<sup>9</sup></p> <p>BAA BAA(Buy American Act) and BABA(Build America Buy America) compliant</p> <p>TAA Trade Agreements Act compliant</p> <p>ARRA Assembled in USA for Buy American act</p>	<p>&lt;Lutron Vive System Enabled&gt;</p> <p>VRF Vive Integral fixture control (RF only), (Must be ordered with EcoSystem drivers or PHSR)</p> <p>FCJSO Vive Attached fixture control (RF only for 0-10V drivers)</p> <p>FCJSE Vive Attached fixture control (RF only for Lutron EcoSystem drivers)</p> <p>FCJSOEM UL 924 Emergency PowPak wireless fixture control for 0-10V drivers</p> <p>FCJSEEM UL 924 Emergency PowPak wireless fixture control for Ecosystem drivers</p> <p>RMJS8T Vive Attached fixture control (RF only for 0-10V drivers), 0-10V control module 8A switched controls up to 60mA.</p> <p>RMJS8TEM UL924 Emergency PowPak wireless fixture control for RMJS8T</p> <p>RMJSECO32 Vive Attached fixture control (RF only for EcoSystem drivers), ECO control module</p> <p>&lt;EasySense&gt;</p> <p>SNS200C EasySense Ceiling-mount occupancy sensing, daylight harvesting and task tuning in one device (Must be ordered with PHSR driver)<sup>7</sup></p> <p>RS-IR IR dongle for EasySense control</p> <p>&lt;Bluetooth&gt;</p> <p>PPA102S Bluetooth Powerpack (Consult factory for installation location)</p> <p>CASAMBI Contact factory for CASAMBI READY options</p>

## NOTES:

- Flange kits are supplied in separate boxes, field installed.
- Contact factory for other emergency ballast options.
- This limited warranty covers electrical parts only and does not apply to labor, equipment lease, or defect from improper installation or operation.
- Available with C9 only.
- Lumen per watt is around 15% less than standard CRI (80+).
- Shipped separately.
- Please see Compatible Phone list in the separate attachment. If not listed, please order "RS-IR", and follow IR-Dongle user guide and NFC and IR app user's manual. Android users only.
- To find an approved dimmer switch, please see table 1.
- See Table2 to find factory setting.

## TRV-2G

COMPATIBLE DIMMER SWITCH (TABLE 1)

Model #	Brand	Compatible Dimmer Switch	
(Blank)	-	<Leviton>	IlumaTech IP7 series
		<Lutron>	Visit <a href="http://www.lutron.com/advance">www.lutron.com/advance</a> for a list of dimmers (Mark VII) that will work with this driver.
		<Philips>	Sunrise : SR1200ZTUNV
ES566	eldoLED SOLOdrive	<Busch-Jaeger>	2112U-101
		<Jung>	240-10
		<Leviton>	IlumaTech - IP710-DLX
		<Lightoller Controls>	ZP600FAM120
		<Merten>	5729
		<Pass & Seymour>	CD4FB-W
		<Wattstopper>	DCLV1
		<Sensor Switch>	nIO EZ
		<Synergy>	ISD BC
		<ABB>	SD/S 2.16.1
		<Lutron>	Nova T: NTFTV Diva - DVTv-xx, NFTV GRAFIK Eye: GRX-TVI w GRX3503 Energy Savr Node: QSN-4T16-S TVM2 Module
		<Crestron>	GLX-DIMFLV8, GLXP-DIMFLV8, GLPAC-DIMFLV4-*, GLPAC-DIMFLV8-*, GLPP-DIMFLVEX-PM, GLPP-1DIMFLV2EX-PM, GLPP-1DIMFLV3EX-PM, DIN-AO8, DIN-4DIMFLV4, CLS-EXP-DIMFLV, CLCI-1DIMFLV2EX
ED560	eldoLED DUALdrive	<Lunatone>	SS-LUNAT PS2 30mA, SS-LUNAT Touch or BT, SS-LUNAT Comm
LDE1	Lutron Hi-lume 1% EcoSystem	<Lutron>	PowPak Dimming Modules: RMJ-ECO32-DV-B, FCJ/FCJS-ECO <sup>1,2</sup> Energi Savr Node (120V only): QSN-1ECO-S, QSN-2ECO-S GRAFIK Eye QS/Homeworks QS control unit (120V only): QSGRJ-_E(wireless) QSGR-_E Quantum Hub (120V only): QP2-_2C/4C/6C/8C Homeworks QS/myRoom Plus power module (120V only): LQSE-2ECO-D
TDM	KEYSTONE	<Lutron>	Diva DV-600P, SkyLark S-600P, Ariadni AY-600P, Ariadni TG-603P, Maestro MA-600 (Digital), Diva CFL/LED DVCL-153P, Satin Colors DVSC-600P-SW
		<Leviton>	6641, IlumaTech IPI06-1LX, ToggleTouch TGI06-1LW (Digital)
ELV	KEYSTONE	<Lutron>	MAELV-600BL (Digital), DVELV-300P, SkyLark SELV-300P
LTEA2W	Lutron Hi-lume 2-wire (120V forward voltage only)	<Lutron>	Visit <a href="http://www.lutron.com/TechnicalDocumentLibrary/369543_ENG.pdf">http://www.lutron.com/TechnicalDocumentLibrary/369543_ENG.pdf</a> for a list of compatible dimmer switches.

## NOTES:

1. All devices connected to one FCJ/FCJS-ECO will be controlled together. Devices will dim to the same level as the result of a control command. For more detail on adjusting low-end light level refer to Application Note#556 at [www.lutron.com](http://www.lutron.com).
2. For the Line/Hot (L/H) terminal on the driver, it is preferred not to use the switched hot (red) wire from the control but rather the hot wire directly from the power source.

HC403 FACTORY SETTING (TABLE 2)

Detection Area	100%
Hold-time	5 sec
Daylight sensor	Disable
Stand-by period (tri-level control)	10 sec
Stand-by dimming level	10%

\* See a separate attachment to find more setting options.