


ICICLE

Project Name:

Type:



CASAMBI

APPLICATION

The Icicle series is a decorative pendant vertical cylinder with a uniformly illuminated body. Decorative luminaire produces a versatile look for many indoor applications such as lobby / reception area, commercial, general office, banking and retail environments.

FEATURES:

- Aluminum extruded construction.
- 360° diffused illumination with white acrylic cylinder diffuser.
- Matte clear anodized aluminum finish.
- Natural bottom lit standard.
- Available in 2/3/4ft length.
- Remote driver standard, remote box provided.

MOUNTING:

- Low voltage cable mount (standard) to a 4" standard junction box.
- Low voltage cable length is field adjustable.

DIFFUSER:

- White acrylic cylinder diffuser.

LED:

- High quality array LEDs.
- CRI >80
- Color Temperature: 2700/3000/3500/4000/5000 (K)
- Calculated L70: 122,000 hours
- Reported L70: +60,000 hours.

ELECTRICAL:

- High power factor electronic driver, operate from a 120 ~ 277 Vac input range, 50 / 60 Hz.
- Features included over voltage protection, surge, short circuit protection and over load protection.
- Power Factor: typical > 0.95, THD <20, meets Class1 or Class 2 circuit.
- Standard 0-10V 1% - 100% dim.
- Minimum starting temperature: -4°F (-20°C) ~ 122°F (50°C).
- Max allowed distance from the LED driver to the bottom of the suspension length is 23FT with the provided 20AWG wire.
- <ELCU-200>
- Guarantees emergency lighting remains ON or is turned on when power to the control device is lost.
- Interfaces with fire alarm panel or security system.
- "Watchdog" feature allows emergency loads to be controlled in tandem with normal power loads.
- UL listed for use in emergency circuits.

LISTING:

- UL/CUL listed and labeled.
- Suitable for dry & damp locations.
- CEC Compliant EM (please contact for more information)
- 5 years limited warranty.
- 7 or 10 years limited warranty. (optional) ⁷
- ARRA compliant (optional).
- BAA compliant (optional).
- Trade Agreements Act compliant (optional).
- Bluetooth Mesh System available, please contact factory for more information.

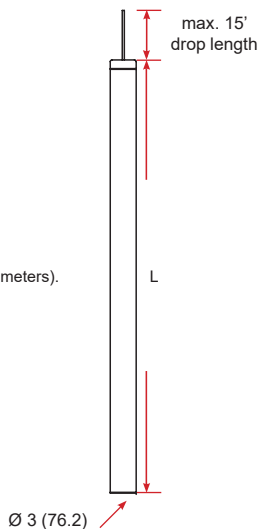
CONFIGURATIONS

Series	Length	Model #	AC Input	Fixture Lumen Output (4000K)	Lumen Efficiency (4000K)
ICICLE	2' / 3' / 4'	18L	18W	1872 lm	104 lm/W
		27L	27W	2808 lm	
		36L	36W	3744 lm	
		48L	48W	4992 lm	
		54L	54W	5616 lm	
		72L	72W	7488 lm	


DETAILS

2FT: 24.68 (627)
3FT: 35.6 (904)
4FT: 48.97 (1244)

All dimensions are in inches (millimeters).



REMOTE BOX DETAILS



All dimensions are in inches (millimeters).

ICICLE

ORDERING INFORMATION

EXAMPLE: ICICLE-4-36L-40K-UNV

MODEL	LENGTH	LED	COLOR TEMP.	CRI	DISTRIBUTION
ICICLE	2 2' Length 3 3' Length 4 4' Length	18L 18W LED 27L 27W LED 36L 36W LED 48L 48W LED 54L 54W LED 72L 72W LED ¹⁰ <small>* Contact factory for custom wattage or lumen requirement.</small>	-27K 2700K ¹ -30K 3000K -35K 3500K -40K 4000K -50K 5000K	(Blank) C9 80+ CRI 90+ CRI ²	(Blank) CB 360° distribution with bottom lit (Std.) 360° distribution with closed bottom

DIFFUSER	MOUNTING	VOLTAGE	FINISH	CEILING TYPE
(Blank) Gloss White Acrylic (Std.)	(Blank) Low Voltage Cable (Std.)	UNV 120-277V 120 120V 277 277V 347 347V ³	(Blank) Matte Anodized Aluminum (Std.)	X1 15/16" grid T-bar ceiling X2 Hard ceiling X3 Sloped Hard ceiling X5 9/16" Screw Slot ceiling

SUSPENSION LENGTH	LED DRIVER ⁴	OPTIONS
LVC72 72" Low Voltage Cable w/Canopy, field adjustable. LVCxx Custom Cable, "xx" in inches (max. 15' drop length)	(Blank) 0-10V dim to 1% (std.) ES566 eldoLED SOLOdrive Natural Dimming to dark, 0-10V, 0.1% dim LDE1 Hi-lume 1% EcoSystem LED drive with Soft-on, Fade-to-Black dimming technology, 100% ~1% dim ELV ELV compatible (reverse-phase or trailing-edge), (120V only) TDM Triac Dim (120V only) ¹¹ LTEA2W Hi-lume 1% 2-wire LED driver (120V forward phase only)	EMG8 Remote 1296 LUMEN EM Battery Backup (CEC Compliant EM) ^{5,6} EMG15 Remote 2430 LUMEN EM Battery Backup (CEC Compliant EM) ^{5,6} EMG20 Remote 3240 LUMEN EM Battery Backup (CEC Compliant EM) ^{5,6} EMG25 Remote 4050 LUMEN EM Battery Backup (CEC Compliant EM) ^{5,6} ELCU-200 Fail-to-on Emergency lighting, UL924 ⁷ GTD Bodine Generator Transfer Device GTD10DIM Bodine Generator Transfer Device (0-10VDC Dimmer Override) O7W Optional 7 Years Limited Warranty ⁸ O10W Optional 10 Years Limited Warranty ARRA Assembled in USA for Buy American Act BAA BAA(Buy American Act) and BABA(Build America Buy America) compliant TAA Trade Agreements Act compliant
	BLT Bluetooth Mesh System (contact factory for more information)	

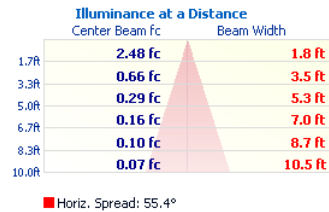
LIGHTING CONTROL SYSTEM	
PPA102S	<Bluetooth> Bluetooth Powerpack (Consult factory for installation location)
CASAMBI	Contact factory for CASAMBI READY options

NOTES:

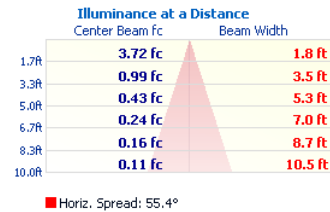
1. Available with C9 (CRI 90+) only.
2. Lumen per watt is around 15% less than standard CRI 80+.
3. 347V cannot be ordered with Emergency Battery Backup.
4. Refer to Table 1 to find compatible dimmer switch.
5. Must specify voltage, not available with 247V.
6. Contact factory for other EM options.
7. Shipped separately.
8. This limited warranty covers electrical parts only and does not apply to labor, equipment lease, or defect from improper installation or operation.
9. Available with 4FT only.
10. Not available in 2FT.
11. 47W LED max.

ICICLE

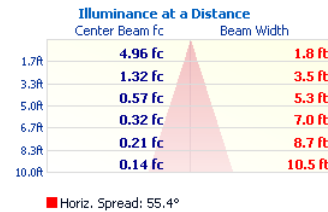
ICICLE-4-18L



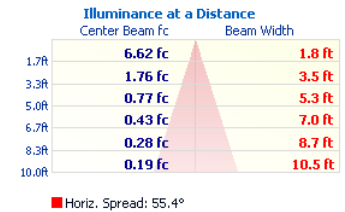
ICICLE-4-27L



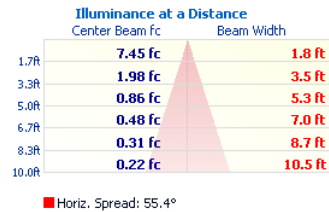
ICICLE-4-36L



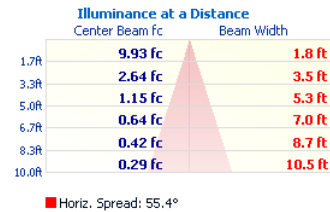
ICICLE-4-48L



ICICLE-4-54L



ICICLE-4-72L



COMPATIBLE DIMMER SWITCH (TABLE 1)

Model #	Brand	Compatible Dimmer Switch	
(Blank)	-	<Leviton>	IllumaTech IP7 series
		<Lutron>	Visit www.lutron.com/advance for a list of dimmers (Mark VII) that will work with this driver.
		<Philips>	Sunrise : SR1200ZTUNV
ES566	eldoLED SOLOdrive	<Busch-Jaeger>	2112U-101
		<Jung>	240-10
		<Lutron>	IllumaTech - IP710-DLX
		<Lightoller Controls>	ZP600FAM120
		<Merten>	5729
		<Pass & Seymour>	CD4FB-W
		<Wattstopper>	DCLV1
		<Sensor Switch>	nIO EZ
		<Synergy>	ISD BC
		<ABB>	SD/S 2.16.1
		<Lutron>	Nova T: NTFTV Diva - DVTv-xx, NFTV GRAFIK Eye: GRX-TVI w GRX3503 Energy Savr Node: QSN-4T16-S TVM2 Module
		<Crestron>	GLX-DIMFLV8, GLXP-DIMFLV8, GLPAC-DIMFLV4-*, GLPAC-DIMFLV8-*, GLPP-DIMFLVEX-PM, GLPP-1DIMFLV2EX-PM, GLPP-1DIMFLV3EX-PM, DIN-AO8, DIN-4DIMFLV4, CLS-EXP-DIMFLV, CLC1-1DIMFLV2EX
LDE1	Lutron Hi-lume 1% EcoSystem	<Lutron>	PowPak Dimming Modules: RMJ-ECO32-DV-B, FCJ/FCJS-ECO 1,2 Energi Savr Node (120V only): QSN-1ECO-S, QSN-2ECO-S GRAFIK Eye QS/Homeworks QS control unit (120V only): QSGRJ- E(wireless) QSGR- E Quantum Hub (120V only): QP2- __ 2C/4C/6C/8C Homeworks QS/myRoom Plus power module (120V only): LQSE-2ECO-D
TDM	KEYSTONE	<Lutron>	Diva DV-600P, SkyLark S-600P, Ariadni AY-600P, Ariadni TG-603P, Maestro MA-600 (Digital), Diva CFL/LED DVCL-153P, Satin Colors DVSC-600P-SW
ELV	KEYSTONE	<Leviton>	6641, IllumaTech IPI06-1LX, ToggleTouch TGI06-1LW (Digital)
ELV	KEYSTONE	<Lutron>	MAELV-600BL (Digital), DVELV-300P, SkyLark SELV-300P
LTEA2W	Lutron Hi-lume 2-wire (120V forward voltage only)	<Lutron>	Visit http://www.lutron.com/TechnicalDocumentLibrary/369543_ENG.pdf for a list of compatible dimmer switches.

NOTES:

1. All devices connected to one FCJ/FCJS-ECO will be controlled together. Devices will dim to the same level as the result of a control command. For more detail on adjusting low-end light level refer to Application Note#556 at www.lutron.com.
2. For the Line/Hot (L/H) terminal on the driver, it is preferred not to use the switched hot (red) wire from the control but rather the hot wire directly from the power source.