

BLOCK-PAO

Project Name:	
Type:	



APPLICATION

The 2x2 BLOCK pattern acrylic overlay offers a 360° lit with decorative pattern overlay. Built with a back-lit flat panel evenly illuminate a soft and pleasant distribution. Pair with any BLOCK series or mix and match within the PAO series for more 3D effects and to create and complete the space. Perfect for places in need of decorative looks such as open offices and lobbies, libraries, retails, reception areas and corridors, and commercial interiors.

FEATURES:

- 2x2, 2x4 panel with patterned acrylic overlay.
- 3/16" thick transparent acrylic overlay with pattern.
- Pair with other BLOCK series to create and coordinate the space.
- Built with back-lit flat panel.

MOUNTING:

- T-bar (Std.)
- Flange Kit for Hard ceiling.
- Surface mount with surface mount kit.

LISTING:

- Luminaire: UL listed.
- Luminaire: DLC listed. ⁸
- ARRA compliant. (optional)
- Luminaire: 5 years limited warranty. ⁵



CONFIGURATIONS

Luminaire	Size	LED	Lumen Output	Lumen Efficiency
Field Adjustable	2' x 2'	5P	15/20/31/40/50W LED	1920/2600/3900/5200/6500 lm
	2' x 4'	5P	20/30/40/50/72W LED	2600/3900/5200/5120/9360 lm
				130 lm/W

* Indication that the lumen output is nominal

Luminaire	Size	LED	Lumen Output (4000K)	Lumen Efficiency (4000K)
Fixed	2' x 2'	36LED	4500lm	125 lm/W
	2' x 4'	46LED	5450lm	125 lm/W

LED RECESSED FLAT PANEL WITH PATTERNED ACRYLIC OVERLAY

ORDERING INFORMATION

EXAMPLE: BLOCK-PAO-A-22-5P-5C-DM

MODEL	STYLE ⁷		DEPTH ¹		FINISH		PATTERN			
BLOCK	(Blank)	Flat panel (Std.)	(Blank)	N/A	(Blank)	N/A	PAO-A	A pattern	PAO-J	J pattern
	AR	Regressed 360° Lit	2	2" Depth	(Blank)	N/A	PAO-B	B pattern	PAO-K	K pattern
	NRC-RG	Acoustic regressed	4	4" Depth	SL PW *CC	Slate Pewter Premium Color (choose 2 letters from last page)	PAO-C	C pattern	PAO-L	L pattern
			XX	Custom depth (1" increments)			PAO-D	D pattern	PAO-M	M pattern
							PAO-E	E pattern	PAO-O	O pattern
							PAO-F	F pattern	PAO-P	P pattern
							PAO-G	G pattern	PAO-Q	Q pattern
							PAO-H	H pattern	PAO-R	R pattern
							PAO-I	I pattern	PAO-SKY	SKY pattern

* Contact factory for lead time and pricing for premium color.

FIELD ADJUSTABLE LUMINAIRE

SIZE	LED	COLOR TEMP.	LED DRIVER ²	VOLTAGE
22 2' x 2'	5P 15/20/30/40/50W LED Adjustable	5C 3000/3500/4000/5000/6500K Adjustable	DM 0-10V, 10%~100% (Std.)	UNV 120-277V
24 2' x 4'	5P 20/30/40/50/72W LED Adjustable	5C 3000/3500/4000/5000/6500K Adjustable		

MOUNTING	PRESET	OPTIONS
(Blank) FK SMK	Recessed T-bar Flange Kit for Hard Ceiling ⁴ Surface Mount Kit ⁴	(Blank) PS(Lxx,yyK)
	Default Setting Preset Request; XX for watt, YY for CCT	EM15 15W EM Battery Backup Self-Diagnostic remote EM EM25 25W EM Battery Backup Self-Diagnostic remote EM ELCU-200 Fail-to-on Emergency lighting, UL924 ⁶ SP10 Integrated 10kV/10kA surge protection AMB Anti-Microbial Coating (Matte Skye White) ¹⁰ HC403 Microwave bi-level Occupancy sensor, adjustable via DIP switch ³ HRC-05 Remote control for HC403 sensor PR PAO pre-installed ⁹ ARRA Assembled in USA

FIXED LUMINAIRE

SIZE	LED	COLOR TEMP.	LED DRIVER ²
22 2' x 2'	36LED xx 36W LED Custom lumen or watt: __LM or __W.	-35K 3500K -40K 4000K	DM 0-10V, 5%~100% (Std.) DM1 0-10V, 1%~100% SD40 40%/100% Bi-Level Step dim SDxx xx%/100% Bi-Level Step dim (specify xx: 10~70%) TD30/70 30%/70%/100% Tri-Level Step dim TDxx/yy xx%/yy%/100% Tri-Level Step dim (specify xx,yy: 10~70%) LDE1 Hi-lume 1% EcoSystem LED driver with Soft-on, fade-to-black, 100%~1% TDM Triac Dim. (120V only) ELV ELV Reverse phase or trailing-edge, (120V only)
24 2' x 4'	46LED xx 46W LED Custom lumen or watt: __LM or __W. <small>* 2x2: max up to 4500lm or 36W. * 2x4: max up to 5450lm or 46W. * with TDM/ELV: offered to closest lm or W.</small>		

VOLTAGE	MOUNTING	OPTIONS
UNV 120-277V	(Blank) FK SMK	EM15 15W EM Battery Backup EM125 25W EM Battery Backup ELCU-200 Fail-to-on Emergency lighting, UL 924 ⁶ GTD Bodine Generator Transfer Device GTD10DIM Bodine Generator Transfer Device (0-10VDC Dimmer Override)
		AMB Anti-Microbial Coating (Matte Skye White) ¹⁰ HC403 Microwave bi-level Occupancy sensor, adjustable via DIP switch ³ HRC-05 Remote control for HC403 sensor PR PAO pre-installed ⁹ ARRA Assembled in USA

LIGHTING CONTROL SYSTEM	
AUTANI CASAMBI AVI-ON	<Bluetooth> Autani / Keilton Bluetooth control ready options. Casambi Bluetooth control ready options. Avi-On Bluetooth control ready options. <small>* Please contact factory for Bluetooth control with sensor and other options.</small>

NOTES:

1. Refer to dimensions page for more details.
2. Refer to Table 1 to find compatible dimmer switch.
3. Refer to Table 2 to find default setting.
4. Supplied in separate boxes, field installed.
5. This limited warranty covers electrical parts only and does not apply to labor, equipment lease, or defect from improper installation or operation.
6. Shipped separately.

7. Refer to page 1 to find more details.
8. DesignLights Consortium® (DLC) qualified product. Not all versions of this product may be DLC qualified, and only the luminaires is DLC listed. Please check the DLC Qualified Products List at www.designlights.org/QPL to confirm which versions are qualified.
9. Standard ships separately for a slide-in under the flat panel.
10. AMB coating is limited to exposed frame; back of the housing is not coated.

LED RECESSED FLAT PANEL WITH PATTERNED ACRYLIC OVERLAY

PATTERNS



A



B



C



D




E



F



G



H



I




J



K




L



M



N



P



Q




R




SKY

STYLES



AR

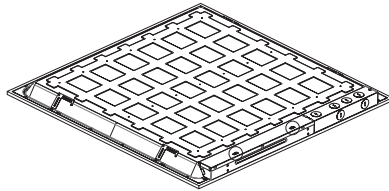



NRC-RG

BLOCK-PAO

LUMINAIRE

**FIELD
ADJUSTABLE
LUMINAIRE**



Specifications: 2'x2'



Length: 23-3/4 (603)
 Width: 23-3/4 (603)
 Depth: 1-5/8 (41)
 * Depth increased up to 3" with HC403 option
 * Depth increased up to 5.2" with EM

Specifications: 2'x4'

Length: 47-3/4 (1213)
 Width: 23-3/4 (603)
 Depth: 1-5/8 (41)
 * Depth increased up to 3" with HC403 option
 * Depth increased up to 5.2" with EM

All dimensions are in inches (millimeters).

**FIXED
LUMINAIRE**



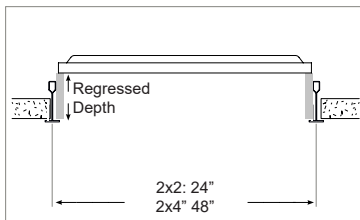
Specifications: 2'x2'

Length: 23-3/4 (603)
 Width: 23-3/4 (603)
 Depth: 1-5/8 (41)
 * Depth with Junction Box: 2-7/8" (74)
 * Depth increased up to 3" with HC403 option
 * Depth increased up to 5.2" with EM

Specifications: 2'x4'

Length: 47-5/8 (1209)
 Width: 23-3/4 (603)
 Depth: 1-5/8 (41)
 * Depth with Junction Box: 2-7/8" (74)
 * Depth increased up to 3" with HC403 option
 * Depth increased up to 5.2" with EM

AR & NRC-RG details



Standard T-bar

BLOCK-PAO

APPROVED DIMMER SWITCH (Table 1)

Model#	Brand	Manufacturer	Manufacturer Part #
DM (0-10V 10%~100%)	-	<Lutron>	Maestro MS-Z101, Nova NTSTV, Diva DVSTV
		<Philips>	Sunrise SR1200ZTUNV
DM (0-10V 5%~100%)	-	<Leviton>	IllumaTech IP7 series
		<Lutron>	Visit www.lutron.com/advance for a list of dimmers (Mark VII) that will work with this driver
		<Philips>	Sunrise: SR1200ZTUNV
		<Easeic>	EID110U
DM1 (0-10V 1%~100%)	-	<Lutron>	Nova: NFTV- dimmer plus PP-DV relay pack(s), NTSTV-DV-dimmer Diva: DVTV-dimmer, DVSCTV-dimmer, plus PP-DV relay pack(s), DVSTV-dimmer, DVSCSTV-dimmer GRAFIK Eye QS: QSGRJ-XP, plus GRX-TVI 0-10V interface GRAFIK Eye QS with EcoSystem: QSGRJ-XE, QSGR-XE, plus GRX-TVI 0-10V interface PowPak: RMJ-5T
		<Leviton>	Leviton: IP710-LFZ
		<Philips>	Sunrise: SR1200ZTUNV
ELV/TDM	ERP	<Lutron>	S-603PG, DVCL-153P, DV-600P, TGCL-153P, S-600P, DVELV-303P, SELV-300P, TG-600P, LG-600P, CT-103P, MAELV-600, FAELV-500
		<Leviton>	IPI06-1LZ, 6631-2, VPE06, 6683-IW, 6161, 6633-P, IPE04
		<Cooper>	DLC03P, SLC03P, DAL06P
		<Lightolier>	ZP260QEW
LDE1	Lutron Hi-lume 1% EcoSystem	<Lutron>	PowPak Dimming Modules: RMJ-ECO32-DV-B, FCJ/FCJS-ECO Energi Savr Node (120V only): QSN-1ECO-S, QSN-2ECO-S GRAFIK Eye QS/Homeworks QS control unit (120V only): QSGRJ-_E(wireless) QSGR-_E Quantum Hub (120V only): QP2-_ _2C/4C/6C/8C Homeworks QS/myRoom Plus power module (120V only): LQSE-2ECO-D

* If you want other specific kind, please contact us.

HC403 FACTORY SETTING (TABLE 2)

Detection Area	100%
Hold-time	5 sec
Daylight sensor	Disable
Stand-by period (tri-level control)	10 sec
Stand-by dimming level	10%


* See a separate attachment to find more setting options.

BLOCK-PAO

<STANDARD>




SL: SLATE



PW: PEWTER

<PREMIUM>




TR: TAR




MD: MANDARIN



OC: OCHRE




GR: GRASS



SS: SUNSHINE



FR: FROST



IV: IVORY




LN: LINEN




EC: ECRU



BR: BARK



CH: CHAMBAR




SK: SKY




CB: COBALT




FO: FOSSIL




GE: GREIGE



CD: CADET



MC: MALACHITE



SM: SMOKE

1. Standard finish is free of charge.
2. Premium finish with extra charge. Please contact factory for more information.